



**SHELBY COUNTY ELECTION COMMISSION
REGULAR COMMISSION MEETING MINUTES**

November 25, 2024

The regular meeting of the Shelby County Election Commission was held on November 25, 2024, at the O.C. Pleasant, Jr. Election Operations Center, 980 Nixon Drive, at 4:00pm. This meeting was recorded on Facebook live.

MEETING CALLED TO ORDER: By Chairman Luttrell at 4:06pm.

PLEDGE OF ALLEGIANCE

COMMISSIONERS PRESENT CONSTITUTING A QUORUM: Commissioners Luttrell, Kimbrow, Stamson, Uhlhorn, and Wharton.

OTHERS IN ATTENDANCE:

Linda Phillips, AOE

Joe Young, DAOE

Monice Hagler, Attorney

Jacob Swatley, Attorney

Ron Boozer, Staff

Ronnie Faulkner, Staff

Stanita Gaddy, Staff

Sherry Hewlett, Staff

Eleanor Brooks, Staff

Matt Sherrill

APPROVAL OF OCTOBER 28, 2024, REGULAR MEETING MINUTES:

MOTION STATED: Commissioner Uhlhorn motion to approve the minutes.

SECONDED BY: Commissioner Stamson.

ROLL CALL VOTE: Motion Carried Unanimously.

APPROVAL OF NOVEMBER 5, 2024, REGULAR MEETING MINUTES:

MOTION STATED: Commissioner Kimbrow motioned to approve the minutes.

SECONDED BY: Commissioner Wharton.

ROLL CALL VOTE: Motion Carried Unanimously.

APPROVAL OF NOVEMBER 14, 2024, SPECIAL MEETING MINUTES:

MOTION STATED: Commissioner Kimbrow motioned to approve the minutes.

SECONDED BY: Commissioner Stamson.

ROLL CALL VOTE: Motion Carried Unanimously.

APPROVAL OF NOVEMBER 21, 2024, SPECIAL MEETING MINUTES:

MOTION STATED: Commissioner Wharton motion to approve the minutes.

SECONDED BY: Commissioner Uhlhorn.

ROLL CALL VOTE: Motion Carried Unanimously.

CERTIFICATION OF NOVEMBER 5, 2024, ELECTION:

MOTION STATED: Commissioner Uhlhorn motion to approve.

SECONDED BY: Commissioner Stamson.

ROLL CALL VOTE: Motion Carried Unanimously.

AOE Phillips presented information on the motion and recommended certification.

RESOLUTION TO APPROVE POLLING LOCATION CHANGES FOR DECEMBER 10, 2024, COLLIERVILLE RUN OFF ELECTION:

MOTION STATED: Commissioner Uhlhorn motion to approve.

SECONDED BY: Commissioner Wharton.

ROLL CALL VOTE: Motion Carried Unanimously.

As previously acknowledged on November 21, 2024, meeting this Resolution was reintroduced for final vote and signatures.

VOTER REGISTRATION REVIEW FORM DEFERRED UNTIL JANUARY 27, 2025, MEETING.

CHAIMANS REMARKS:

The Chairman visited one of the Collierville early voting locations and said the turnout is about 65% of the eligible Collierville voters. The Election Commission staff and election day workers were remarkable, and the morale of the staff is good. The amount of work the staff put in is remarkable.

ATTORNEY'S REPORT:

No Report

ADMINISTRATOR'S REPORT:

Attorneys advised us to revisit Resolution 2024-10 Collierville election day polling location change for the December 10, 2024, Run Off Election to Collierville Bible Church. The Resolution was submitted on November 21, 2024, SSEC Special Meeting.

OLD BUSINESS – ITEMS FROM COMMISSIONERS:

Commissioner Kimbrough: Thank you staff and the election day workers on their commitment to a job well done. She also commented "Collierville residents go vote."

Commissioner Uhlhorn: Glad this one is in the books; all the loose ends are tied up. Congratulations.

Commissioner Stamson: Congratulations staff for a job well done, it's an awesome job to hold a Presidential election. So many must work to get a job well done.

Commissioner Wharton: Commends staff and leadership team on a job well done as we continue our high level of service and transparency.

ADJOURNMENT: By Commissioner Stamson 4:32pm
Seconded By Commissioner Uhlhorn



Mark Luttrell, Jr., Chairman Date 1-27-25



Vanecia Kimbrow, Secretary Date 1/27/25

**CERTIFICATION OF ELECTION RESULTS
FOR THE STATE AND FEDERAL GENERAL ELECTION
HELD NOVEMBER 5, 2024**

We, the undersigned members of the **Shelby County Election Commission**, do hereby certify that we held a **State and Federal General Election** on **Tuesday, November 5, 2024**, in the voting precincts in this county, according to law, for the purpose of electing the offices of **Electors for President and Vice President of the United States, United States Senate, United States House of Representatives District 8 and 9, Tennessee Senate District 30 and 32, and Tennessee House of Representatives Districts 83, 84, 85, 86, 87, 88, 91, 93, 95, 96, 97, 98, and 99**. We have canvassed the returns of said election as required by law, and we do hereby certify that the following **31** pages of tabulation are a true, correct, and complete accounting of the results by precinct and county of said election as established by the canvassing of the returns, this **25** day of **November, 2024**.


At least three (3) commissioners must sign below:



Chairman, County Election Commission



Secretary, County Election Commission



Member, County Election Commission



Member, County Election Commission



Member, County Election Commission

State of Tennessee - Shelby County

November 5, 2024

State General

President and Vice President of the United States

1	Electors for Donald J. Trump for President and JD Vance for Vice President - Republican	118,917
2	Electors for Kamala D. Harris for President and Tim Walz for Vice President - Democratic	201,759
3	Electors for Jay J Bowman for President and De D Bowman for Vice President - Independent	780
4	Electors for Claudia De la Cruz for President and Karina Garcia for Vice President - Independent	555
5	Electors for Rachele Fruit for President and Dennis Richter for Vice President - Independent	165
6	Electors for Robert F. Kennedy Jr. for President and Nicole Shanahan for Vice President - Independent	2,492
7	Electors for Jill Stein for President and Samson LeBeau Kpadenou for Vice President - Independent	1,829
	Total Votes	326,497

United States Senate

1	Marsha Blackburn - Republican	120,568
2	Gloria Johnson - Democratic	189,954
3	Tharon Chandler - Independent	2,958
4	Pamela Jeanine "P." Moses - Independent	3,923
5	Hastina Robinson - Independent	1,691
	Total Votes	319,094

United States House of Representatives District 8

1	David Kustoff - Republican	68,202
2	Sarah Freeman - Democratic	32,073
3	James Hart - Independent	1,697
	Total Votes	101,972

United States House of Representatives District 9

1	Charlotte Bergmann - Republican	48,706
2	Steve Cohen - Democratic	157,018
3	Wendell "Wells" Blankenship - Independent	3,516
4	Dennis Clark - Independent	2,911
	Total Votes	212,151

November 25, 2024

State of Tennessee - Shelby County

November 5, 2024

State General

Tennessee Senate District 30

1	Sara P. Kyle - Democratic	40,232
2	Mitchell Morrison - Independent	10,370
	Total Votes	50,602

Tennessee Senate District 32

1	Paul W. Rose - Republican	30,420
	Total Votes	30,420

Tennessee House of Representatives District 83

1	Mark White - Republican	19,910
2	Noah Nordstrom - Democratic	14,488
	Total Votes	34,398

Tennessee House of Representatives District 84

1	Joe Towns Jr. - Democratic	13,785
	Total Votes	13,785

Tennessee House of Representatives District 85

1	Jesse Chism - Democratic	23,721
2	Write-In - Daisy Shotwell	19
	Total Votes	23,740

Tennessee House of Representatives District 86

1	Justin J. Pearson - Democratic	15,612
2	Jeff Johnston - Independent	4,436
	Total Votes	20,048

November 25, 2024

State of Tennessee - Shelby County
November 5, 2024
State General

Tennessee House of Representatives District 87

1	Karen Camper - Democratic	13,669
	Total Votes	13,669

Tennessee House of Representatives District 88

1	Larry Hunter - Republican	5,896
2	Larry J. Miller - Democratic	15,043
	Total Votes	20,939

Tennessee House of Representatives District 91

1	Torrey C. Harris - Democratic	17,049
	Total Votes	17,049

Tennessee House of Representatives District 93

1	Renarda Renee Clariett - Republican	2,920
2	G. A. Hardaway, Sr. - Democratic	12,398
	Total Votes	15,318

Tennessee House of Representatives District 95

1	Kevin Vaughan - Republican	27,790
	Total Votes	27,790

Tennessee House of Representatives District 96

1	Gabby Salinas - Democratic	19,055
	Total Votes	19,055

State of Tennessee - Shelby County

November 5, 2024

State General

Tennessee House of Representatives District 97

1	John Gillespie - Republican	16,368
2	Jesse Huseth - Democratic	15,292
3	Write-In - Christopher Yard	0
	Total Votes	31,660

Tennessee House of Representatives District 98

1	Cecil Hale - Republican	5,410
2	Antonio Parkinson - Democratic	15,348
	Total Votes	20,758

Tennessee House of Representatives District 99

1	Tom Leatherwood - Republican	25,259
2	William P Mouzon - Independent	8,275
	Total Votes	33,534

State of Tennessee - Shelby County

November 5, 2024

State General

President and Vice President of the United States

1. Electors for Donald J. Trump for President and JD Vance for Vice President - Republican
2. Electors for Kamala D. Harris for President and Tim Walz for Vice President - Democratic
3. Electors for Jay J Bowman for President and De D Bowman for Vice President - Independent
4. Electors for Claudia De la Cruz for President and Karina Garcia for Vice President - Independent
5. Electors for Rachele Fruit for President and Dennis Richter for Vice President - Independent
6. Electors for Robert F. Kennedy Jr. for President and Nicole Shanahan for Vice President - Independent
7. Electors for Jill Stein for President and Samson LeBeau Kpadenou for Vice President - Independent

Precincts:	1	2	3	4	5	6	7
01-01	1,704	694	1	2	0	12	9
01-02	1,279	1,003	5	2	1	20	6
01-03	2,566	842	5	5	0	14	7
01-04	488	665	3	1	0	5	5
01-05	1,925	1,642	5	10	3	33	7
01-06	2,691	1,319	7	9	4	21	9
01-07	2,583	1,154	4	2	0	20	11
01-08	547	559	7	1	2	12	8
01-09	417	723	2	2	1	10	3
01-10	1,748	2,638	6	5	3	28	20
01-11	576	1,381	4	2	1	18	7
02-01	2,412	1,220	4	2	1	17	44
02-02	1,251	1,526	6	7	0	19	25
02-03	1,833	820	4	3	0	13	32
02-04	2,593	1,050	10	2	5	28	25
02-05	2,862	1,174	6	1	1	29	22
02-06	2,010	936	5	0	0	28	21
02-07	2,495	1,043	10	3	2	35	18
02-08	2,343	857	3	5	1	29	6
02-09	2,047	593	6	0	0	16	3
02-10	1,705	621	2	1	0	17	17
02-11	1,431	845	4	3	0	6	14
02-12	610	671	7	3	1	14	3
02-13	745	1,079	4	0	0	12	21
02-14	460	829	5	1	0	8	18
02-15	61	166	1	1	0	0	0
03-01	1,660	2,050	5	4	2	26	21
03-02	1,830	1,740	6	3	2	33	11
03-03	2,375	1,090	3	2	1	25	26
03-04	1,936	1,394	5	3	1	24	20
03-05	2,298	1,229	5	4	1	31	9
03-06	2,186	770	5	7	1	20	6
03-07	1,150	579	2	4	0	14	4
03-08	2,026	894	3	2	0	23	33
03-09	1,298	847	3	6	0	11	25
03-10	2,479	1,117	14	5	2	16	15
03-11	2,472	1,429	12	7	3	21	22
04-01	2,187	1,797	9	3	2	33	16
04-02	1,293	950	9	1	1	7	14

State of Tennessee - Shelby County

November 5, 2024

State General

President and Vice President of the United States

1. Electors for Donald J. Trump for President and JD Vance for Vice President - Republican
2. Electors for Kamala D. Harris for President and Tim Walz for Vice President - Democratic
3. Electors for Jay J Bowman for President and De D Bowman for Vice President - Independent
4. Electors for Claudia De la Cruz for President and Karina Garcia for Vice President - Independent
5. Electors for Rachele Fruit for President and Dennis Richter for Vice President - Independent
6. Electors for Robert F. Kennedy Jr. for President and Nicole Shanahan for Vice President - Independent
7. Electors for Jill Stein for President and Samson LeBeau Kpadenou for Vice President - Independent

Precincts:	1	2	3	4	5	6	7
04-03	1,465	1,231	4	2	2	17	19
04-04	710	839	2	2	0	15	7
04-05	2,091	1,487	9	3	2	32	19
04-06	1,694	1,014	11	2	1	18	18
04-07	1,706	1,679	8	4	1	32	17
04-08	1,172	1,611	11	7	1	20	13
04-09	1,286	1,875	5	5	2	20	14
04-10	2,359	1,379	14	2	2	25	35
04-11	2,289	1,147	13	5	0	35	25
04-12	2,416	1,490	9	3	0	40	37
05-01	184	224	1	1	1	4	1
05-02	837	1,417	4	8	1	9	18
05-03	1,240	2,545	10	5	0	22	16
05-04	784	1,415	4	0	2	13	21
05-05	713	2,340	8	3	2	18	31
05-06	569	1,814	5	5	1	9	22
05-07	1,148	1,923	4	2	0	30	15
05-08	304	1,037	0	1	0	11	13
05-09	1,344	2,336	11	12	1	22	28
05-10	1,219	1,976	6	8	0	21	60
05-12	28	89	1	0	0	0	0
06-01	320	1,925	4	7	0	18	14
06-02	524	1,009	3	1	2	18	4
06-03	113	825	3	1	1	10	3
06-04	440	1,933	12	3	4	19	13
06-05	226	1,855	4	5	1	18	6
06-06	427	2,151	8	5	1	17	11
06-07	413	846	1	4	2	11	7
06-08	328	1,407	7	5	2	17	7
06-09	380	1,342	4	7	1	18	14
07-01	199	1,894	4	4	0	17	7
07-02	152	1,067	5	2	0	17	4
07-03	184	1,290	4	3	3	16	7
07-04	180	1,312	4	4	0	12	4
07-05	71	1,151	3	1	2	14	8
07-06	199	2,087	6	7	2	19	13
07-07	528	844	1	5	3	15	10
07-08	343	2,139	5	6	2	18	22
07-09	253	1,329	5	5	4	20	27

State of Tennessee - Shelby County

November 5, 2024

State General

President and Vice President of the United States

1. Electors for Donald J. Trump for President and JD Vance for Vice President - Republican
2. Electors for Kamala D. Harris for President and Tim Walz for Vice President - Democratic
3. Electors for Jay J Bowman for President and De D Bowman for Vice President - Independent
4. Electors for Claudia De la Cruz for President and Karina Garcia for Vice President - Independent
5. Electors for Rachele Fruit for President and Dennis Richter for Vice President - Independent
6. Electors for Robert F. Kennedy Jr. for President and Nicole Shanahan for Vice President - Independent
7. Electors for Jill Stein for President and Samson LeBeau Kpadenou for Vice President - Independent

Precincts:	1	2	3	4	5	6	7
07-10	361	1,827	6	8	0	12	16
08-01	167	1,300	5	5	1	16	4
08-02	163	493	2	3	0	6	3
08-03	591	1,567	6	3	0	18	6
08-04	111	1,239	5	11	1	13	17
08-05	433	1,742	2	5	1	19	13
08-06	129	907	1	5	0	6	3
08-07	178	971	2	5	0	13	14
08-08	334	1,210	5	0	1	6	5
08-09	101	1,386	4	5	2	9	18
08-10	276	1,189	3	6	0	10	7
08-11	82	1,326	4	2	0	12	7
08-12	68	1,091	3	2	0	16	8
09-01	28	530	1	2	0	3	2
09-02	84	1,155	3	5	0	7	6
09-03	94	1,863	9	3	2	17	11
09-04	149	2,618	9	6	3	27	19
09-05	182	2,280	6	1	1	20	7
09-06	114	1,897	6	3	2	21	3
09-07	171	2,433	11	5	4	17	15
09-08	125	2,115	9	1	3	19	11
09-09	179	2,229	13	3	1	18	8
09-10	96	1,726	11	6	2	22	8
09-11	147	1,810	6	3	2	10	5
10-01	86	800	2	3	2	10	5
10-02	94	1,434	7	7	2	19	8
10-03	234	2,244	2	13	1	18	15
10-04	93	1,729	6	2	2	17	8
10-05	413	1,228	3	2	0	13	8
10-06	110	1,521	8	8	1	15	8
10-07	103	1,503	5	3	0	18	12
10-08	200	1,805	7	3	3	17	5
10-09	146	1,645	2	5	1	15	13
10-10	159	1,167	5	2	1	9	4
11-01	154	1,380	3	2	2	17	2
11-02	171	1,433	3	0	0	15	5
11-03	295	1,745	8	7	1	18	8
11-04	170	1,540	3	3	1	20	7
11-05	255	1,986	9	4	1	17	7

State of Tennessee - Shelby County

November 5, 2024

State General

President and Vice President of the United States

1. Electors for Donald J. Trump for President and JD Vance for Vice President - Republican
2. Electors for Kamala D. Harris for President and Tim Walz for Vice President - Democratic
3. Electors for Jay J Bowman for President and De D Bowman for Vice President - Independent
4. Electors for Claudia De la Cruz for President and Karina Garcia for Vice President - Independent
5. Electors for Rachele Fruit for President and Dennis Richter for Vice President - Independent
6. Electors for Robert F. Kennedy Jr. for President and Nicole Shanahan for Vice President - Independent
7. Electors for Jill Stein for President and Samson LeBeau Kpadenou for Vice President - Independent

Precincts:	1	2	3	4	5	6	7
11-06	236	2,222	5	6	2	15	11
11-07	164	1,774	8	6	1	17	7
11-08	225	1,583	5	2	1	22	3
12-01	353	1,449	10	4	3	12	3
12-02	398	1,713	7	4	2	21	19
12-03	783	1,151	5	3	3	18	28
12-04	302	2,506	8	3	1	18	8
12-05	280	2,152	5	3	0	15	12
12-06	323	2,262	6	6	4	17	6
12-07	309	2,553	4	8	1	15	8
12-08	300	2,924	8	6	2	22	10
12-09	571	1,658	5	7	0	9	17
12-10	206	2,083	3	2	1	15	6
13-01	529	452	1	2	0	6	12
13-02	493	505	3	6	0	11	10
13-03	2,032	2,147	13	7	3	43	27
13-04	357	1,058	3	1	1	16	5
13-05	988	1,160	8	2	0	19	4
13-06	1,520	1,573	11	2	0	33	19
13-07	758	3,466	5	11	1	25	30
13-08	1,038	2,408	5	2	0	29	17
13-09	710	1,499	5	9	2	24	24
13-10	17	23	0	0	0	0	0
13-11	1,541	2,138	12	12	2	39	19
13-12	28	26	0	0	0	1	0
Totals:	118,917	201,759	780	555	165	2,492	1,829

State of Tennessee - Shelby County

November 5, 2024

State General

United States Senate

1. Marsha Blackburn - Republican
2. Gloria Johnson - Democratic
3. Tharon Chandler - Independent
4. Pamela Jeanine "P." Moses - Independent
5. Hastina Robinson - Independent

Precincts:	1	2	3	4	5
01-01	1,642	672	30	25	6
01-02	1,253	936	23	34	5
01-03	2,528	789	25	35	6
01-04	493	603	10	17	7
01-05	1,882	1,556	41	48	14
01-06	2,667	1,252	42	33	10
01-07	2,547	1,106	44	26	8
01-08	540	539	11	10	6
01-09	403	703	10	11	3
01-10	1,712	2,546	40	49	17
01-11	588	1,313	20	28	6
02-01	2,421	1,188	19	22	6
02-02	1,240	1,499	24	24	7
02-03	1,851	789	22	10	2
02-04	2,624	993	29	26	6
02-05	2,856	1,121	41	25	9
02-06	2,050	903	28	6	7
02-07	2,526	998	35	19	5
02-08	2,337	808	32	26	8
02-09	2,034	565	22	10	3
02-10	1,681	622	21	13	2
02-11	1,460	780	15	20	3
02-12	625	613	9	24	2
02-13	757	1,029	14	25	4
02-14	443	815	15	19	6
02-15	59	158	3	4	1
03-01	1,612	1,976	44	45	7
03-02	1,799	1,678	35	34	15
03-03	2,387	1,025	36	18	10
03-04	1,889	1,346	26	37	6
03-05	2,259	1,195	36	39	10
03-06	2,168	747	12	21	4
03-07	1,154	567	9	13	3
03-08	1,966	876	41	27	12
03-09	1,255	834	25	21	11
03-10	2,454	1,061	37	22	11
03-11	2,411	1,361	34	45	21
04-01	2,260	1,749	29	13	6
04-02	1,327	916	12	8	4
04-03	1,523	1,173	23	8	6

State of Tennessee - Shelby County

November 5, 2024

State General

United States Senate

1. Marsha Blackburn - Republican
2. Gloria Johnson - Democratic
3. Tharon Chandler - Independent
4. Pamela Jeanine "P." Moses - Independent
5. Hastina Robinson - Independent

Precincts:	1	2	3	4	5
04-04	726	804	16	13	3
04-05	2,131	1,452	31	13	9
04-06	1,730	969	16	15	8
04-07	1,676	1,682	26	25	6
04-08	1,192	1,550	40	21	6
04-09	1,311	1,764	29	29	20
04-10	2,411	1,324	36	14	10
04-11	2,316	1,112	37	13	10
04-12	2,462	1,432	39	24	8
05-01	177	214	4	8	0
05-02	769	1,347	28	51	19
05-03	1,230	2,439	33	47	12
05-04	766	1,379	21	28	6
05-05	701	2,288	26	43	10
05-06	540	1,774	30	33	12
05-07	1,122	1,840	33	28	21
05-08	312	999	15	19	8
05-09	1,324	2,264	34	39	15
05-10	1,239	1,930	32	32	13
05-12	27	87	1	1	1
06-01	333	1,805	23	46	8
06-02	520	987	12	19	5
06-03	124	765	6	16	3
06-04	450	1,818	17	44	13
06-05	260	1,705	8	47	12
06-06	467	1,997	14	39	16
06-07	395	805	11	20	7
06-08	334	1,326	15	24	14
06-09	367	1,279	16	46	15
07-01	238	1,716	20	50	6
07-02	182	953	16	28	6
07-03	212	1,175	17	29	15
07-04	200	1,230	8	27	6
07-05	116	1,045	8	19	13
07-06	231	1,980	18	31	7
07-07	527	788	14	25	10
07-08	356	2,071	29	18	7
07-09	284	1,234	18	45	4
07-10	370	1,820	16	11	2
08-01	203	1,155	22	34	9

State of Tennessee - Shelby County

November 5, 2024

State General

United States Senate

1. Marsha Blackburn - Republican
2. Gloria Johnson - Democratic
3. Tharon Chandler - Independent
4. Pamela Jeanine "P." Moses - Independent
5. Hastina Robinson - Independent

Precincts:	1	2	3	4	5
08-02	166	452	4	13	4
08-03	627	1,481	18	26	11
08-04	149	1,137	16	26	12
08-05	441	1,663	14	32	13
08-06	130	832	15	17	7
08-07	193	929	16	15	7
08-08	338	1,173	13	11	1
08-09	154	1,208	21	33	11
08-10	279	1,168	16	12	5
08-11	116	1,177	13	29	12
08-12	109	966	16	23	12
09-01	41	483	11	4	1
09-02	121	1,035	11	25	8
09-03	152	1,640	27	48	16
09-04	218	2,378	26	55	10
09-05	239	2,075	22	37	14
09-06	165	1,702	20	34	17
09-07	228	2,218	15	39	14
09-08	178	1,934	15	34	18
09-09	229	2,048	24	40	15
09-10	149	1,536	17	43	10
09-11	155	1,687	15	35	9
10-01	94	728	11	24	6
10-02	125	1,314	14	27	8
10-03	268	2,095	20	51	11
10-04	158	1,541	18	36	13
10-05	416	1,140	23	23	7
10-06	157	1,386	16	33	14
10-07	142	1,354	10	34	14
10-08	254	1,616	12	49	16
10-09	168	1,483	22	38	14
10-10	176	1,060	12	24	9
11-01	185	1,256	18	39	9
11-02	195	1,312	18	39	5
11-03	309	1,612	20	37	12
11-04	201	1,409	15	27	18
11-05	274	1,817	26	35	38
11-06	268	2,014	22	49	61
11-07	216	1,593	20	37	12
11-08	233	1,459	13	41	33

State of Tennessee - Shelby County

November 5, 2024

State General

United States Senate

1. Marsha Blackburn - Republican
2. Gloria Johnson - Democratic
3. Tharon Chandler - Independent
4. Pamela Jeanine "P." Moses - Independent
5. Hastina Robinson - Independent

Precincts:	1	2	3	4	5
12-01	376	1,300	22	44	22
12-02	403	1,630	23	37	27
12-03	802	1,109	19	21	11
12-04	348	2,209	16	52	129
12-05	306	1,987	17	37	42
12-06	337	2,115	26	44	44
12-07	335	2,369	28	39	48
12-08	328	2,742	17	55	59
12-09	581	1,592	16	19	21
12-10	214	1,967	7	29	34
13-01	502	445	7	19	4
13-02	476	513	12	7	5
13-03	2,072	2,131	31	20	7
13-04	358	987	13	23	5
13-05	1,021	1,129	12	11	2
13-06	1,578	1,531	33	22	11
13-07	745	3,430	39	31	8
13-08	1,061	2,371	19	24	4
13-09	729	1,458	28	17	7
13-10	17	21	0	0	0
13-11	1,518	2,084	39	41	14
13-12	31	19	0	3	0
Totals:	120,568	189,954	2,958	3,923	1,691

State of Tennessee - Shelby County

November 5, 2024

State General

United States House of Representatives District 8

1. David Kustoff - Republican
2. Sarah Freeman - Democratic
3. James Hart - Independent

Precincts:	1	2	3
01-02	224	165	9
01-03	2,526	725	57
01-05	6	23	1
01-06	2,645	1,155	81
01-07	2,611	1,022	72
02-01	1,464	421	40
02-03	1,925	698	32
02-04	2,699	899	46
02-05	2,944	1,022	66
02-06	2,126	810	50
02-07	2,608	896	52
02-08	2,379	750	64
02-09	2,054	521	42
02-10	1,722	558	43
02-11	1,448	748	34
02-12	622	586	31
02-13	551	642	19
02-14	466	780	35
03-02	969	653	24
03-03	2,426	966	58
03-04	13	3	0
03-05	1,016	465	43
03-06	2,166	686	44
03-07	1,178	520	30
03-08	2,012	810	74
03-09	361	196	9
03-10	1,366	522	42
03-11	2,449	1,284	91
04-01	1,988	982	31
04-02	1,426	768	23
04-03	1,629	1,008	37
04-04	763	745	31
04-05	2,272	1,298	45
04-06	1,787	880	31
04-07	20	24	1
04-08	597	414	11
04-09	891	572	26
04-10	2,488	1,194	67
04-11	2,424	999	43
04-12	2,494	1,190	56
12-02	4	28	0
12-03	494	328	17

State of Tennessee - Shelby County

November 5, 2024

State General

United States House of Representatives District 8

1. David Kustoff - Republican
2. Sarah Freeman - Democratic
3. James Hart - Independent

Precincts:	1	2	3
13-03	2,172	1,921	53
13-05	119	74	1
13-06	1,583	1,099	33
13-09	75	23	2
Totals:	68,202	32,073	1,697

State of Tennessee - Shelby County

November 5, 2024

State General

United States House of Representatives District 9

1. Charlotte Bergmann - Republican
2. Steve Cohen - Democratic
3. Wendell "Wells" Blankenship - Independent
4. Dennis Clark - Independent

Precincts:	1	2	3	4
01-01	1,552	688	30	39
01-02	929	778	47	37
01-03	7	8	0	2
01-04	434	639	21	13
01-05	1,764	1,571	60	56
01-06	20	9	0	0
01-08	503	567	14	12
01-09	376	710	22	9
01-10	1,608	2,566	73	58
01-11	551	1,327	23	26
02-01	935	712	20	15
02-02	1,187	1,480	34	31
02-13	206	382	7	12
02-15	56	157	6	3
03-01	1,551	1,979	56	37
03-02	851	987	29	23
03-03	2	0	0	0
03-04	1,799	1,366	35	36
03-05	1,202	695	33	25
03-06	3	0	0	0
03-09	878	621	33	18
03-10	1,017	503	25	23
04-01	411	533	18	9
04-07	1,609	1,602	38	36
04-08	575	1,083	30	19
04-09	416	1,135	23	14
04-12	44	126	7	7
05-01	160	217	5	7
05-02	729	1,382	34	37
05-03	1,153	2,482	56	43
05-04	723	1,391	37	26
05-05	626	2,285	69	48
05-06	483	1,789	57	33
05-07	1,055	1,839	54	37
05-08	277	1,011	21	12
05-09	1,242	2,267	56	53
05-10	1,171	1,876	60	44
05-12	22	85	2	2
06-01	262	1,823	43	36
06-02	487	973	26	22
06-03	80	781	18	13

State of Tennessee - Shelby County

November 5, 2024

State General

United States House of Representatives District 9

1. Charlotte Bergmann - Republican
2. Steve Cohen - Democratic
3. Wendell "Wells" Blankenship - Independent
4. Dennis Clark - Independent

Precincts:	1	2	3	4
06-04	369	1,875	40	39
06-05	186	1,761	32	33
06-06	359	2,074	47	31
06-07	346	836	18	14
06-08	288	1,339	29	32
06-09	326	1,303	41	31
07-01	147	1,776	36	32
07-02	112	1,013	31	18
07-03	155	1,229	28	23
07-04	141	1,268	22	23
07-05	51	1,097	18	22
07-06	152	2,030	31	36
07-07	464	818	19	27
07-08	326	2,077	36	22
07-09	226	1,306	33	25
07-10	349	1,794	25	15
08-01	122	1,230	36	28
08-02	115	480	16	7
08-03	593	1,480	31	29
08-04	91	1,173	28	24
08-05	402	1,651	34	28
08-06	112	853	17	15
08-07	165	927	20	19
08-08	330	1,149	19	16
08-09	85	1,269	24	30
08-10	272	1,140	30	10
08-11	57	1,186	28	24
08-12	53	1,028	22	20
09-01	12	500	13	7
09-02	77	1,062	24	19
09-03	93	1,713	40	22
09-04	155	2,425	38	46
09-05	156	2,116	39	37
09-06	116	1,759	29	35
09-07	152	2,244	40	38
09-08	130	1,966	32	29
09-09	161	2,090	46	29
09-10	109	1,581	25	36
09-11	119	1,695	32	19
10-01	58	769	12	13
10-02	67	1,354	26	22

State of Tennessee - Shelby County

November 5, 2024

State General

United States House of Representatives District 9

1. Charlotte Bergmann - Republican
2. Steve Cohen - Democratic
3. Wendell "Wells" Blankenship - Independent
4. Dennis Clark - Independent

Precincts:	1	2	3	4
10-03	193	2,132	38	32
10-04	80	1,601	27	27
10-05	336	1,174	32	32
10-06	84	1,459	27	15
10-07	78	1,405	28	20
10-08	164	1,687	33	30
10-09	102	1,508	32	26
10-10	124	1,084	25	20
11-01	118	1,300	28	24
11-02	155	1,335	30	23
11-03	225	1,660	38	32
11-04	142	1,451	28	29
11-05	221	1,831	45	44
11-06	229	2,070	37	36
11-07	153	1,648	21	25
11-08	191	1,473	31	32
12-01	306	1,340	31	25
12-02	370	1,610	42	31
12-03	300	760	14	14
12-04	329	2,285	48	33
12-05	266	2,027	32	27
12-06	316	2,134	45	28
12-07	265	2,414	48	30
12-08	300	2,760	55	37
12-09	544	1,577	33	31
12-10	200	1,957	27	20
13-01	463	451	17	13
13-02	449	511	14	15
13-04	336	1,022	18	19
13-05	918	1,008	14	9
13-06	128	253	9	5
13-07	721	3,370	41	43
13-08	1,013	2,351	31	27
13-09	642	1,408	23	21
13-10	19	20	0	1
13-11	1,445	2,057	64	35
13-12	26	24	1	2
Totals:	48,706	157,018	3,516	2,911

State of Tennessee - Shelby County

November 5, 2024

State General

Tennessee Senate District 30

1. Sara P. Kyle - Democratic
2. Mitchell Morrison - Independent

Precincts:	1	2
01-10	2,625	1,188
01-11	1,368	451
02-15	168	45
04-04	890	435
05-02	1,411	582
05-03	2,579	843
05-04	1,443	536
05-05	2,363	528
05-06	1,825	409
05-07	1,915	760
05-08	1,036	209
05-09	2,341	911
06-05	1,737	200
06-09	1,308	280
07-02	983	148
07-03	1,214	171
07-04	1,246	158
07-05	1,060	97
07-06	1,996	188
07-07	839	342
07-08	2,082	267
07-09	1,273	212
08-01	1,210	160
08-04	1,156	119
08-06	840	109
08-09	1,243	124
13-01	491	322
13-02	539	307
13-04	1,023	250
13-12	28	19
Totals:	40,232	10,370

State of Tennessee - Shelby County

November 5, 2024

State General

Tennessee Senate District 32

1. Paul W. Rose - Republican

Precincts:	1
01-03	2,688
01-07	2,960
01-08	738
01-09	630
03-01	2,338
03-02	2,317
03-04	2,341
03-05	2,693
03-06	2,294
03-09	1,561
03-10	2,756
03-11	2,822
05-01	248
06-02	837
06-04	893
06-06	973
06-07	651
06-08	680
Totals:	30,420

State of Tennessee - Shelby County

November 5, 2024

State General

Tennessee House of Representatives District 83

1. Mark White - Republican
2. Noah Nordstrom - Democratic

Precincts:	1	2
02-02	1,279	1,483
02-03	377	96
02-06	1,605	664
04-03	27	19
04-04	766	771
04-05	2,283	1,351
04-06	1,804	892
04-08	1,277	1,502
04-09	1,433	1,718
04-10	2,525	1,258
04-11	2,330	987
04-12	2,604	1,347
05-10	645	682
11-02	0	0
12-02	108	487
12-03	817	1,128
12-09	30	103
Totals:	19,910	14,488

Tennessee House of Representatives District 84

1. Joe Towns Jr. - Democratic

Precincts:	1
09-08	418
10-10	611
11-02	1,413
11-04	572
11-05	1,974
11-06	2,236
11-07	1,563
11-08	1,630
12-01	1,468
12-04	496
12-07	1,404
Totals:	13,785

State of Tennessee - Shelby County

November 5, 2024

State General

Tennessee House of Representatives District 85

1. Jesse Chism - Democratic
2. Write-In - Daisy Shotwell

Precincts:	1	2
02-13	359	0
02-14	696	0
09-04	921	0
09-07	1,311	0
09-08	1,377	0
09-09	560	0
09-10	788	0
09-11	1,780	1
11-07	182	0
12-02	1,279	3
12-04	1,975	2
12-05	2,178	4
12-06	2,321	4
12-07	1,222	0
12-08	2,986	4
12-09	1,667	1
12-10	2,119	0
Totals:	23,721	19

State of Tennessee - Shelby County

November 5, 2024

State General

Tennessee House of Representatives District 86

1. Justin J. Pearson - Democratic
2. Jeff Johnston - Independent

Precincts:	1	2
01-01	753	1,281
01-02	295	217
01-03	5	9
01-04	658	368
01-05	1,059	846
07-01	64	17
07-02	189	7
08-01	565	57
08-02	510	100
08-03	1,540	548
08-05	1,647	356
08-08	1,199	284
08-09	53	1
08-12	334	19
09-01	513	26
09-02	842	38
09-03	1,825	75
09-06	1,883	94
09-09	1,678	93
Totals:	15,612	4,436

State of Tennessee - Shelby County

November 5, 2024

State General

Tennessee House of Representatives District 87

1. Karen Camper - Democratic

Precincts:	1
09-04	1,119
09-05	1,671
09-07	1,002
09-08	224
09-10	827
10-05	724
10-09	1,550
10-10	547
11-01	1,343
11-02	1
11-03	1,780
11-04	927
11-05	34
13-11	1,920
Totals:	13,669

State of Tennessee - Shelby County

November 5, 2024

State General

Tennessee House of Representatives District 88

1. Larry Hunter - Republican
2. Larry J. Miller - Democratic

Precincts:	1	2
01-05	0	1
03-01	1,293	1,837
03-04	352	317
03-05	1,296	699
03-09	674	488
03-10	1	2
06-01	190	1,038
06-02	508	999
06-03	23	235
06-04	174	625
07-01	172	1,750
07-02	143	792
07-03	199	1,192
07-10	352	1,610
08-01	87	592
08-04	89	832
08-05	7	53
08-06	127	835
08-07	130	701
08-09	24	176
13-07	55	269
Totals:	5,896	15,043

State of Tennessee - Shelby County

November 5, 2024

State General

Tennessee House of Representatives District 91

1. Torrey C. Harris - Democratic

Precincts:	1
04-01	220
08-05	38
08-07	259
08-09	1,013
08-10	1,205
08-11	1,134
08-12	700
09-02	297
09-04	424
09-05	484
10-02	1,338
10-03	1,299
10-05	576
10-06	1,456
10-07	819
10-08	1,392
10-09	0
13-07	3,138
13-08	458
13-09	799
Totals:	17,049

State of Tennessee - Shelby County

November 5, 2024

State General

Tennessee House of Representatives District 93

1. Renarda Renee Clariett - Republican
2. G. A. Hardaway, Sr. - Democratic

Precincts:	1	2
05-02	187	534
05-03	800	1,817
05-04	164	210
06-07	240	263
06-09	0	0
07-05	13	209
07-06	48	518
07-07	449	772
07-08	79	758
07-09	246	1,275
08-11	6	75
10-01	64	801
10-03	69	889
10-04	107	1,649
10-07	49	589
10-08	32	332
13-01	9	2
13-04	84	487
13-07	11	133
13-08	220	866
13-09	43	219
Totals:	2,920	12,398

State of Tennessee - Shelby County

November 5, 2024

State General

Tennessee House of Representatives District 95

1. Kevin Vaughan - Republican

Precincts:	1
01-06	24
02-01	2,775
02-03	1,720
02-04	2,925
02-05	3,287
02-06	581
02-07	2,850
02-08	2,646
02-09	2,228
02-10	1,927
02-11	1,665
02-12	825
02-13	800
02-14	250
02-15	122
03-07	1,303
03-08	1,651
04-11	120
05-10	91
Totals:	27,790

State of Tennessee - Shelby County

November 5, 2024

State General

Tennessee House of Representatives District 96

1. Gabby Salinas - Democratic

Precincts:	1
01-08	35
01-10	898
05-01	253
05-02	340
05-03	784
05-04	1,186
05-05	1,057
05-06	2,026
05-07	2,219
05-08	996
05-09	1,318
05-10	970
05-12	92
06-05	146
06-07	153
06-08	202
06-09	930
07-02	4
07-04	1,061
07-05	838
07-06	1,518
07-08	1,419
07-10	188
08-01	83
08-04	339
Totals:	19,055

State of Tennessee - Shelby County

November 5, 2024

State General

Tennessee House of Representatives District 97

1. John Gillespie - Republican
2. Jesse Huseth - Democratic
3. Write-In - Christopher Yard

Precincts:	1	2	3
04-01	2,352	1,400	0
04-02	1,381	886	0
04-03	1,577	1,112	0
04-07	1,757	1,642	0
05-02	316	368	0
05-04	76	161	0
05-08	56	117	0
05-09	678	1,132	0
05-10	301	359	0
07-07	40	34	0
13-01	486	457	0
13-02	482	508	0
13-03	2,186	2,075	0
13-04	305	502	0
13-05	1,113	1,077	0
13-06	1,741	1,450	0
13-08	831	996	0
13-09	275	535	0
13-10	20	19	0
13-11	364	441	0
13-12	31	21	0
Totals:	16,368	15,292	0

State of Tennessee - Shelby County

November 5, 2024

State General

Tennessee House of Representatives District 98

1. Cecil Hale - Republican
2. Antonio Parkinson - Democratic

Precincts:	1	2
01-08	491	534
01-09	373	717
01-10	1,132	1,830
01-11	573	1,343
03-06	3	0
03-09	544	326
03-10	430	212
05-01	19	13
05-02	87	210
05-05	362	1,389
06-01	116	862
06-03	71	581
06-04	220	1,292
06-05	187	1,639
06-06	367	2,125
06-07	44	448
06-08	242	1,190
06-09	116	438
07-04	33	199
Totals:	5,410	15,348

State of Tennessee - Shelby County

November 5, 2024

State General

Tennessee House of Representatives District 99

1. Tom Leatherwood - Republican
2. William P Mouzon - Independent

Precincts:	1	2
01-02	1,042	520
01-03	2,633	511
01-05	908	423
01-06	2,868	970
01-07	2,771	757
03-01	300	91
03-02	2,002	1,101
03-03	2,566	772
03-04	1,630	682
03-05	1,009	340
03-06	2,263	470
03-08	581	152
03-10	2,051	587
03-11	2,635	899
Totals:	25,259	8,275

**CERTIFICATION OF ELECTION RESULTS
FOR THE CITY OF BARTLETT ELECTION
HELD NOVEMBER 5, 2024**

We, the undersigned members of the **Shelby County Election Commission**, do hereby certify that we held a **Municipal Election** for the **City of Bartlett** on **Tuesday, November 5, 2024**, in the voting precincts in this city, according to law, for the purpose of electing the offices of **Alderman, Positions 4, 5, and 6 and School Board, Position 1, 3, and 5** and that we have canvassed the returns of said election as required by law, and we do hereby certify that the following **5** pages of tabulation are a true, correct, and complete accounting of the results by precinct of said election as established by the canvassing of the returns, this **25** day of **November, 2024**.


At least three (3) commissioners must sign below:



Chairman, County Election Commission



Secretary, County Election Commission



Member, County Election Commission



Member, County Election Commission



Member, County Election Commission

State of Tennessee - Shelby County

November 5, 2024

Municipal - City of Bartlett

Alderman - Position 4

1	Monique L. Williams		21,258
		Total Votes	21,258

Alderman - Position 5

1	Jack T. Young		21,714
		Total Votes	21,714

Alderman - Position 6

1	Kenneth Hayes		3,222
2	Josh McNeil		8,381
3	Kevin Quinn		14,056
		Total Votes	25,659

School Board - Position 1

1	Brad Ratliff		21,612
		Total Votes	21,612

School Board - Position 3

1	Shirley K. Jackson		22,344
		Total Votes	22,344

School Board - Position 5

1	David Cook		22,236
		Total Votes	22,236

State of Tennessee - Shelby County

November 5, 2024

Municipal - City of Bartlett

Alderman - Position 4

1. Monique L. Williams

Precincts:	1
03-01	2,959
03-02	2,715
03-04	2,499
03-05	2,681
03-06	2,075
03-07	1,205
03-09	1,597
03-10	2,621
03-11	2,903
06-02	3
Totals:	21,258

Alderman - Position 5

1. Jack T. Young

Precincts:	1
03-01	2,850
03-02	2,650
03-04	2,493
03-05	2,782
03-06	2,239
03-07	1,283
03-09	1,636
03-10	2,776
03-11	3,002
06-02	3
Totals:	21,714

State of Tennessee - Shelby County

November 5, 2024

Municipal - City of Bartlett

Alderman - Position 6

1. Kenneth Hayes
2. Josh McNeil
3. Kevin Quinn

Precincts:	1	2	3
03-01	592	1,004	1,771
03-02	605	1,005	1,503
03-04	341	1,061	1,589
03-05	286	1,134	1,857
03-06	199	1,025	1,473
03-07	211	582	714
03-09	208	527	1,250
03-10	288	949	2,015
03-11	492	1,093	1,882
06-02	0	1	2
Totals:	3,222	8,381	14,056

State of Tennessee - Shelby County

November 5, 2024

Municipal - City of Bartlett

School Board - Position 1

1. Brad Ratliff

Precincts:	1
03-01	2,885
03-02	2,671
03-04	2,512
03-05	2,800
03-06	2,216
03-07	1,220
03-09	1,666
03-10	2,712
03-11	2,927
06-02	3
Totals:	21,612

School Board - Position 3

1. Shirley K. Jackson

Precincts:	1
03-01	3,003
03-02	2,802
03-04	2,600
03-05	2,832
03-06	2,270
03-07	1,303
03-09	1,708
03-10	2,787
03-11	3,036
06-02	3
Totals:	22,344

State of Tennessee - Shelby County

November 5, 2024

Municipal - City of Bartlett

School Board - Position 5

1. David Cook

Precincts:	1
03-01	2,951
03-02	2,723
03-04	2,568
03-05	2,837
03-06	2,289
03-07	1,317
03-09	1,704
03-10	2,809
03-11	3,035
06-02	3
Totals:	22,236

State of Tennessee - Shelby County

November 5, 2024

Municipal - City of Bartlett

Alderman - Position 4

1	Monique L. Williams	21,258
	Total Votes	21,258

Alderman - Position 5

1	Jack T. Young	21,714
	Total Votes	21,714

Alderman - Position 6

1	Kenneth Hayes	3,222
2	Josh McNeil	8,381
3	Kevin Quinn	14,056
	Total Votes	25,659

School Board - Position 1

1	Brad Ratliff	21,612
	Total Votes	21,612

School Board - Position 3

1	Shirley K. Jackson	22,344
	Total Votes	22,344

School Board - Position 5

1	David Cook	22,236
	Total Votes	22,236

State of Tennessee - Shelby County

November 5, 2024

Municipal - City of Bartlett

Alderman - Position 4

1. Monique L. Williams

Precincts:	1
03-01	2,959
03-02	2,715
03-04	2,499
03-05	2,681
03-06	2,075
03-07	1,205
03-09	1,597
03-10	2,621
03-11	2,903
06-02	3
Totals:	21,258

Alderman - Position 5

1. Jack T. Young

Precincts:	1
03-01	2,850
03-02	2,650
03-04	2,493
03-05	2,782
03-06	2,239
03-07	1,283
03-09	1,636
03-10	2,776
03-11	3,002
06-02	3
Totals:	21,714

State of Tennessee - Shelby County

November 5, 2024

Municipal - City of Bartlett

Alderman - Position 6

1. Kenneth Hayes
2. Josh McNeil
3. Kevin Quinn

Precincts:	1	2	3
03-01	592	1,004	1,771
03-02	605	1,005	1,503
03-04	341	1,061	1,589
03-05	286	1,134	1,857
03-06	199	1,025	1,473
03-07	211	582	714
03-09	208	527	1,250
03-10	288	949	2,015
03-11	492	1,093	1,882
06-02	0	1	2
Totals:	3,222	8,381	14,056

State of Tennessee - Shelby County

November 5, 2024

Municipal - City of Bartlett

School Board - Position 1

1. Brad Ratliff

Precincts:	1
03-01	2,885
03-02	2,671
03-04	2,512
03-05	2,800
03-06	2,216
03-07	1,220
03-09	1,666
03-10	2,712
03-11	2,927
06-02	3
Totals:	21,612

School Board - Position 3

1. Shirley K. Jackson

Precincts:	1
03-01	3,003
03-02	2,802
03-04	2,600
03-05	2,832
03-06	2,270
03-07	1,303
03-09	1,708
03-10	2,787
03-11	3,036
06-02	3
Totals:	22,344

State of Tennessee - Shelby County

November 5, 2024

Municipal - City of Bartlett

School Board - Position 5


1. David Cook

Precincts:	1
03-01	2,951
03-02	2,723
03-04	2,568
03-05	2,837
03-06	2,289
03-07	1,317
03-09	1,704
03-10	2,809
03-11	3,035
06-02	3
Totals:	22,236


**CERTIFICATION OF ELECTION RESULTS
FOR THE TOWN OF COLLIERVILLE ELECTION
HELD NOVEMBER 5, 2024**

We, the undersigned members of the **Shelby County Election Commission**, do hereby certify that we held a **Municipal Election** for the **Town of Collierville** on **Tuesday, November 5, 2024**, in the voting precincts in this city, according to law, for the purpose of electing the offices of **Mayor, and Alderman, Positions 3 and 5, and School Board, Positions 1, 3, 4, and 5** and that we have canvassed the returns of said election as required by law, and we do hereby certify that the following **6** pages of tabulation are a true, correct, and complete accounting of the results by precinct of said election as established by the canvassing of the returns, this **25** day of **November, 2024**.

At least three (3) commissioners must sign below:



Chairman, County Election Commission



Secretary, County Election Commission



Member, County Election Commission



Member, County Election Commission



Member, County Election Commission

State of Tennessee - Shelby County
November 5, 2024
Municipal - Town of Collierville
Mayor

1	Maureen J. Fraser	14,738
2	Billy Patton	10,852
	Total Votes	25,590

Alderman - Position 3

1	Chad Lindsay	10,528
2	Elizabeth Parr	5,604
3	Nick Robbins	6,856
	Total Votes	22,988

Alderman - Position 5

1	Jason Alan Lederfine	6,912
2	John Edward Stamps	15,908
	Total Votes	22,820

School Board - Position 1

1	Wanda Gibbs	13,909
2	Rachelle Maier	8,546
	Total Votes	22,455

School Board - Position 3

1	Douglas Childers	20,189
	Total Votes	20,189

School Board - Position 4

1	Tom Bailey	11,579
2	Charles Green	5,223
3	Jeremy Smith	5,326
	Total Votes	22,128

November 25, 2024

State of Tennessee - Shelby County
November 5, 2024
Municipal - Town of Collierville
School Board - Position 5

1 Wright Cox

20,818

Total Votes

20,818

State of Tennessee - Shelby County

November 5, 2024

Municipal - Town of Collierville

Mayor

1. Maureen J. Fraser
2. Billy Patton

Precincts:	1	2
02-04	1,841	1,651
02-05	2,162	1,541
02-07	1,965	1,496
02-08	1,633	1,498
02-09	1,497	1,096
02-10	1,292	1,007
02-11	1,219	935
02-12	764	466
02-13	1,156	575
02-14	736	335
12-03	1	0
12-09	472	252
Totals:	14,738	10,852

State of Tennessee - Shelby County

November 5, 2024

Municipal - Town of Collierville

Alderman - Position 3

1. Chad Lindsay
2. Elizabeth Parr
3. Nick Robbins

Precincts:	1	2	3
02-04	1,416	675	977
02-05	1,677	712	959
02-07	1,365	637	1,074
02-08	1,368	570	896
02-09	1,166	405	795
02-10	1,010	423	644
02-11	930	496	468
02-12	411	410	324
02-13	602	571	371
02-14	343	443	201
12-03	0	0	1
12-09	240	262	146
Totals:	10,528	5,604	6,856

Alderman - Position 5

1. Jason Alan Lederfine
2. John Edward Stamps

Precincts:	1	2
02-04	802	2,277
02-05	983	2,340
02-07	855	2,232
02-08	904	1,912
02-09	674	1,667
02-10	659	1,401
02-11	654	1,225
02-12	331	795
02-13	532	986
02-14	317	649
12-03	1	0
12-09	200	424
Totals:	6,912	15,908

State of Tennessee - Shelby County

November 5, 2024

Municipal - Town of Collierville

School Board - Position 1

1. Wanda Gibbs
2. Rachelle Maier

Precincts:	1	2
02-04	1,608	1,315
02-05	1,791	1,443
02-07	1,800	1,160
02-08	1,643	1,101
02-09	1,420	894
02-10	1,271	773
02-11	1,153	669
02-12	878	277
02-13	1,101	477
02-14	760	267
12-03	1	0
12-09	483	170
Totals:	13,909	8,546

School Board - Position 3

1. Douglas Childers

Precincts:	1
02-04	2,650
02-05	2,954
02-07	2,630
02-08	2,518
02-09	2,132
02-10	1,866
02-11	1,648
02-12	988
02-13	1,352
02-14	885
12-03	1
12-09	565
Totals:	20,189

State of Tennessee - Shelby County

November 5, 2024

Municipal - Town of Collierville

School Board - Position 4

1. Tom Bailey
2. Charles Green
3. Jeremy Smith

Precincts:	1	2	3
02-04	1,652	646	598
02-05	1,733	697	787
02-07	1,639	636	626
02-08	1,469	490	763
02-09	1,273	345	678
02-10	1,307	335	442
02-11	888	465	413
02-12	440	392	281
02-13	623	573	334
02-14	331	400	254
12-03	0	1	0
12-09	224	243	150
Totals:	11,579	5,223	5,326

School Board - Position 5

1. Wright Cox

Precincts:	1
02-04	2,769
02-05	3,033
02-07	2,739
02-08	2,606
02-09	2,180
02-10	1,926
02-11	1,677
02-12	1,053
02-13	1,375
02-14	884
12-03	1
12-09	575
Totals:	20,818

State of Tennessee - Shelby County

November 5, 2024

Municipal - Town of Collierville

Mayor

1	Maureen J. Fraser	14,738
2	Billy Patton	10,852
Total Votes		25,590

Alderman - Position 3

1	Chad Lindsay	10,528
2	Elizabeth Parr	5,604
3	Nick Robbins	6,856
Total Votes		22,988

Alderman - Position 5

1	Jason Alan Lederfine	6,912
2	John Edward Stamps	15,908
Total Votes		22,820

School Board - Position 1

1	Wanda Gibbs	13,909
2	Rachelle Maier	8,546
Total Votes		22,455

School Board - Position 3

1	Douglas Childers	20,189
Total Votes		20,189

School Board - Position 4

1	Tom Bailey	11,579
2	Charles Green	5,223
3	Jeremy Smith	5,326
Total Votes		22,128

State of Tennessee - Shelby County
November 5, 2024
Municipal - Town of Collierville
School Board - Position 5

1 Wright Cox

20,818

Total Votes

20,818

State of Tennessee - Shelby County

November 5, 2024

Municipal - Town of Collierville

Mayor

1. Maureen J. Fraser
2. Billy Patton

Precincts:	1	2
02-04	1,841	1,651
02-05	2,162	1,541
02-07	1,965	1,496
02-08	1,633	1,498
02-09	1,497	1,096
02-10	1,292	1,007
02-11	1,219	935
02-12	764	466
02-13	1,156	575
02-14	736	335
12-03	1	0
12-09	472	252
Totals:	14,738	10,852

State of Tennessee - Shelby County

November 5, 2024

Municipal - Town of Collierville

Alderman - Position 3

1. Chad Lindsay
2. Elizabeth Parr
3. Nick Robbins

Precincts:	1	2	3
02-04	1,416	675	977
02-05	1,677	712	959
02-07	1,365	637	1,074
02-08	1,368	570	896
02-09	1,166	405	795
02-10	1,010	423	644
02-11	930	496	468
02-12	411	410	324
02-13	602	571	371
02-14	343	443	201
12-03	0	0	1
12-09	240	262	146
Totals:	10,528	5,604	6,856

Alderman - Position 5

1. Jason Alan Lederfine
2. John Edward Stamps

Precincts:	1	2
02-04	802	2,277
02-05	983	2,340
02-07	855	2,232
02-08	904	1,912
02-09	674	1,667
02-10	659	1,401
02-11	654	1,225
02-12	331	795
02-13	532	986
02-14	317	649
12-03	1	0
12-09	200	424
Totals:	6,912	15,908

State of Tennessee - Shelby County

November 5, 2024

Municipal - Town of Collierville

School Board - Position 1

1. Wanda Gibbs
2. Rachelle Maier

Precincts:	1	2
02-04	1,608	1,315
02-05	1,791	1,443
02-07	1,800	1,160
02-08	1,643	1,101
02-09	1,420	894
02-10	1,271	773
02-11	1,153	669
02-12	878	277
02-13	1,101	477
02-14	760	267
12-03	1	0
12-09	483	170
Totals:	13,909	8,546

School Board - Position 3

1. Douglas Childers

Precincts:	1
02-04	2,650
02-05	2,954
02-07	2,630
02-08	2,518
02-09	2,132
02-10	1,866
02-11	1,648
02-12	988
02-13	1,352
02-14	885
12-03	1
12-09	565
Totals:	20,189

State of Tennessee - Shelby County

November 5, 2024

Municipal - Town of Collierville

School Board - Position 4

1. Tom Bailey
2. Charles Green
3. Jeremy Smith

Precincts:	1	2	3
02-04	1,652	646	598
02-05	1,733	697	787
02-07	1,639	636	626
02-08	1,469	490	763
02-09	1,273	345	678
02-10	1,307	335	442
02-11	888	465	413
02-12	440	392	281
02-13	623	573	334
02-14	331	400	254
12-03	0	1	0
12-09	224	243	150
Totals:	11,579	5,223	5,326

School Board - Position 5

1. Wright Cox

Precincts:	1
02-04	2,769
02-05	3,033
02-07	2,739
02-08	2,606
02-09	2,180
02-10	1,926
02-11	1,677
02-12	1,053
02-13	1,375
02-14	884
12-03	1
12-09	575
Totals:	20,818

**CERTIFICATION OF ELECTION RESULTS
FOR THE CITY OF GERMANTOWN ELECTION
HELD NOVEMBER 5, 2024**

We, the undersigned members of the **Shelby County Election Commission**, do hereby certify that we held a **Municipal Election** for the **City of Germantown** on **Tuesday, November 5, 2024**, in the voting precincts in this city, according to law, for the purpose of electing the offices of **Alderman, Positions 3, 4, and 5, and School Board, Positions 1, 3, and 5** and that we have canvassed the returns of said election as required by law, and we do hereby certify that the following 4 pages of tabulation are a true, correct, and complete accounting of the results by precinct of said election as established by the canvassing of the returns, this **25** day of **November, 2024**.


At least three (3) commissioners must sign below:




Chairman, County Election Commission




Secretary, County Election Commission



Member, County Election Commission



Member, County Election Commission



Member, County Election Commission

State of Tennessee - Shelby County
November 5, 2024
Municipal - City of Germantown
Alderman - Position 3

1	Sherrie Hicks		18,665
		Total Votes	18,665

Alderman - Position 4

1	Brian Ueleke		18,740
		Total Votes	18,740

Alderman - Position 5

1	Tony Salvaggio		19,123
		Total Votes	19,123

School Board - Position 1

1	Ryan Strain		18,494
		Total Votes	18,494

School Board - Position 3

1	Brian Curry		17,980
		Total Votes	17,980

School Board - Position 5

1	Andy Ellis		12,592
2	Vicki Gandee		7,823
		Total Votes	20,415

State of Tennessee - Shelby County

November 5, 2024

Municipal - City of Germantown

Alderman - Position 3

1. Sherrie Hicks

Precincts:	1
02-03	2,186
02-06	2,462
04-05	2,901
04-06	2,186
04-10	3,051
04-11	2,832
04-12	2,544
12-03	503
Totals:	18,665

Alderman - Position 4

1. Brian Ueleke

Precincts:	1
02-03	2,188
02-06	2,482
04-05	2,924
04-06	2,184
04-10	3,048
04-11	2,852
04-12	2,563
12-03	499
Totals:	18,740

Alderman - Position 5

1. Tony Salvaggio

Precincts:	1
02-03	2,214
02-06	2,518
04-05	3,014
04-06	2,244
04-10	3,135
04-11	2,874
04-12	2,612
12-03	512
Totals:	19,123

State of Tennessee - Shelby County

November 5, 2024

Municipal - City of Germantown

School Board - Position 1

1. Ryan Strain

Precincts:	1
02-03	2,141
02-06	2,487
04-05	2,877
04-06	2,140
04-10	2,996
04-11	2,821
04-12	2,530
12-03	502
Totals:	18,494

School Board - Position 3

1. Brian Curry

Precincts:	1
02-03	2,112
02-06	2,407
04-05	2,792
04-06	2,087
04-10	2,904
04-11	2,733
04-12	2,462
12-03	483
Totals:	17,980

State of Tennessee - Shelby County

November 5, 2024

Municipal - City of Germantown

School Board - Position 5

1. Andy Ellis
2. Vicki Gandee

Precincts:	1	2
02-03	1,394	900
02-06	1,806	914
04-05	2,014	1,240
04-06	1,321	982
04-10	2,018	1,320
04-11	2,027	1,092
04-12	1,701	1,148
12-03	311	227
Totals:	12,592	7,823

State of Tennessee - Shelby County

November 5, 2024

Municipal - City of Germantown

Alderman - Position 3

1	Sherrie Hicks		18,665
		Total Votes	18,665

Alderman - Position 4

1	Brian Ueleke		18,740
		Total Votes	18,740

Alderman - Position 5

1	Tony Salvaggio		19,123
		Total Votes	19,123

School Board - Position 1

1	Ryan Strain		18,494
		Total Votes	18,494

School Board - Position 3

1	Brian Curry		17,980
		Total Votes	17,980

School Board - Position 5

1	Andy Ellis		12,592
2	Vicki Gandee		7,823
		Total Votes	20,415

State of Tennessee - Shelby County

November 5, 2024

Municipal - City of Germantown

Alderman - Position 3

1. Sherrie Hicks

Precincts:	1
02-03	2,186
02-06	2,462
04-05	2,901
04-06	2,186
04-10	3,051
04-11	2,832
04-12	2,544
12-03	503
Totals:	18,665

Alderman - Position 4

1. Brian Ueleke

Precincts:	1
02-03	2,188
02-06	2,482
04-05	2,924
04-06	2,184
04-10	3,048
04-11	2,852
04-12	2,563
12-03	499
Totals:	18,740

Alderman - Position 5

1. Tony Salvaggio

Precincts:	1
02-03	2,214
02-06	2,518
04-05	3,014
04-06	2,244
04-10	3,135
04-11	2,874
04-12	2,612
12-03	512
Totals:	19,123

State of Tennessee - Shelby County

November 5, 2024

Municipal - City of Germantown

School Board - Position 1

1. Ryan Strain

Precincts:	1
02-03	2,141
02-06	2,487
04-05	2,877
04-06	2,140
04-10	2,996
04-11	2,821
04-12	2,530
12-03	502
Totals:	18,494

School Board - Position 3

1. Brian Curry

Precincts:	1
02-03	2,112
02-06	2,407
04-05	2,792
04-06	2,087
04-10	2,904
04-11	2,733
04-12	2,462
12-03	483
Totals:	17,980

State of Tennessee - Shelby County

November 5, 2024

Municipal - City of Germantown

School Board - Position 5

1. Andy Ellis
2. Vicki Gandee

Precincts:	1	2
02-03	1,394	900
02-06	1,806	914
04-05	2,014	1,240
04-06	1,321	982
04-10	2,018	1,320
04-11	2,027	1,092
04-12	1,701	1,148
12-03	311	227
Totals:	12,592	7,823

**CERTIFICATION OF ELECTION RESULTS
FOR THE CITY OF LAKELAND ELECTION
HELD NOVEMBER 5, 2024**

We, the undersigned members of the **Shelby County Election Commission**, do hereby certify that we held a **Municipal Election** for the **City of Lakeland** on **Tuesday, November 5, 2024**, in the voting precincts in this city, according to law, for the purpose of electing the offices of **Commissioner and School Board** and that we have canvassed the returns of said election as required by law, and we do hereby certify that the following **3** pages of tabulation are a true, correct, and complete accounting of the results by precinct of said election as established by the canvassing of the returns, this **25** day of **November, 2024**.

At least three (3) commissioners must sign below:



Chairman, County Election Commission



Secretary, County Election Commission



Member, County Election Commission



Member, County Election Commission



Member, County Election Commission

State of Tennessee - Shelby County
November 5, 2024
Municipal - City of Lakeland
Commissioner

1	Jim Atkinson	5,453
2	Derek Johnston	4,722
	Total Votes	10,175

School Board

1	Jeremy Clayton Burnett	5,061
2	Michelle Childs	5,239
	Total Votes	10,300

State of Tennessee - Shelby County

November 5, 2024

Municipal - City of Lakeland

Commissioner

1. Jim Atkinson
2. Derek Johnston

Precincts:	1	2
01-03	333	279
01-06	92	81
03-03	2,785	2,441
03-08	2,243	1,921
Totals:	5,453	4,722

State of Tennessee - Shelby County

November 5, 2024

Municipal - City of Lakeland

School Board

1. Jeremy Clayton Burnett
2. Michelle Childs

Precincts:	1	2
01-03	316	288
01-06	88	86
03-03	2,603	2,712
03-08	2,054	2,153
Totals:	5,061	5,239

State of Tennessee - Shelby County
November 5, 2024
Municipal - City of Lakeland
Commissioner

1	Jim Atkinson	5,453
2	Derek Johnston	4,722
Total Votes		10,175

School Board

1	Jeremy Clayton Burnett	5,061
2	Michelle Childs	5,239
Total Votes		10,300

State of Tennessee - Shelby County

November 5, 2024

Municipal - City of Lakeland

Commissioner

1. Jim Atkinson
2. Derek Johnston

Precincts:	1	2
01-03	333	279
01-06	92	81
03-03	2,785	2,441
03-08	2,243	1,921
Totals:	5,453	4,722

State of Tennessee - Shelby County

November 5, 2024

Municipal - City of Lakeland

School Board

1. Jeremy Clayton Burnett
2. Michelle Childs

Precincts:	1	2
01-03	316	288
01-06	88	86
03-03	2,603	2,712
03-08	2,054	2,153
Totals:	5,061	5,239

**CERTIFICATION OF ELECTION RESULTS
FOR THE CITY OF MILLINGTON ELECTION
HELD NOVEMBER 5, 2024**

We, the undersigned members of the **Shelby County Election Commission**, do hereby certify that we held a **Municipal Election** for the **City of Millington** on **Tuesday, November 5, 2024**, in the voting precincts in this city, according to law, for the purpose of electing the offices of **Mayor, and Alderman, Positions 5, 6, and 7 and School Board Positions 1, 3, 5, and 7** and that we have canvassed the returns of said election as required by law, and we do hereby certify that the following 5 pages of tabulation are a true, correct, and complete accounting of the results by precinct of said election as established by the canvassing of the returns, this **25** day of **November, 2024**.


At least three (3) commissioners must sign below:




Chairman, County Election Commission



Secretary, County Election Commission



Member, County Election Commission



Member, County Election Commission



Member, County Election Commission

State of Tennessee - Shelby County

November 5, 2024

Municipal - City of Millington

Mayor

1	Larry Dagen	2,350
2	Cary E. Vaughn	1,415
Total Votes		3,765

Alderman - Position 5

1	Thomas L. McGhee Sr.	2,270
2	David Terrell	1,264
Total Votes		3,534

Alderman - Position 6

1	Taylor Brooke Ellis	1,667
2	Don Lowry	1,869
Total Votes		3,536

Alderman - Position 7

1	Mike Caruthers	1,774
2	John "Johnny" Perales	816
3	Charles P. Reed	881
Total Votes		3,471

School Board - Position 1

1	Theresa M. Cook	1,851
2	Stephen B. Graham	898
3	Marie L. Thomas	671
Total Votes		3,420

November 25, 2024

State of Tennessee - Shelby County

November 5, 2024

Municipal - City of Millington

School Board - Position 3

1	Barbara L. Gray	2,247
2	Kendra Lawler	1,157
Total Votes		3,404

School Board - Position 5

1	Barbara Halliburton	3,155
Total Votes		3,155

School Board - Position 7

1	Christopher B. Denson	3,149
Total Votes		3,149

State of Tennessee - Shelby County

November 5, 2024

Municipal - City of Millington

Mayor

1. Larry Dagen
2. Cary E. Vaughn

Precincts:	1	2
01-02	834	435
01-05	1,516	980
Totals:	2,350	1,415

State of Tennessee - Shelby County

November 5, 2024

Municipal - City of Millington

Alderman - Position 5

1. Thomas L. McGhee Sr.
2. David Terrell

Precincts:	1	2
01-02	742	443
01-05	1,528	821
Totals:	2,270	1,264

Alderman - Position 6

1. Taylor Brooke Ellis
2. Don Lowry

Precincts:	1	2
01-02	578	619
01-05	1,089	1,250
Totals:	1,667	1,869

Alderman - Position 7

1. Mike Caruthers
2. John "Johnny" Perales
3. Charles P. Reed

Precincts:	1	2	3
01-02	598	252	320
01-05	1,176	564	561
Totals:	1,774	816	881

State of Tennessee - Shelby County

November 5, 2024

Municipal - City of Millington

School Board - Position 1

1. Theresa M. Cook
2. Stephen B. Graham
3. Marie L. Thomas

Precincts:	1	2	3
01-02	647	276	249
01-05	1,204	622	422
Totals:	1,851	898	671

School Board - Position 3

1. Barbara L. Gray
2. Kendra Lawler

Precincts:	1	2
01-02	782	369
01-05	1,465	788
Totals:	2,247	1,157

School Board - Position 5

1. Barbara Halliburton

Precincts:	1
01-02	1,078
01-05	2,077
Totals:	3,155

School Board - Position 7

1. Christopher B. Denson

Precincts:	1
01-02	1,067
01-05	2,082
Totals:	3,149

State of Tennessee - Shelby County

November 5, 2024

Municipal - City of Millington

Mayor

1	Larry Dagen	2,350
2	Cary E. Vaughn	1,415
Total Votes		3,765

Alderman - Position 5

1	Thomas L. McGhee Sr.	2,270
2	David Terrell	1,264
Total Votes		3,534

Alderman - Position 6

1	Taylor Brooke Ellis	1,667
2	Don Lowry	1,869
Total Votes		3,536

Alderman - Position 7

1	Mike Caruthers	1,774
2	John "Johnny" Perales	816
3	Charles P. Reed	881
Total Votes		3,471

School Board - Position 1

1	Theresa M. Cook	1,851
2	Stephen B. Graham	898
3	Marie L. Thomas	671
Total Votes		3,420

State of Tennessee - Shelby County

November 5, 2024

Municipal - City of Millington

School Board - Position 3

1	Barbara L. Gray	2,247
2	Kendra Lawler	1,157
Total Votes		3,404

School Board - Position 5

1	Barbara Halliburton	3,155
Total Votes		3,155

School Board - Position 7

1	Christopher B. Denson	3,149
Total Votes		3,149

State of Tennessee - Shelby County

November 5, 2024

Municipal - City of Millington

Mayor

1. Larry Dagen
2. Cary E. Vaughn

Precincts:	1	2
01-02	834	435
01-05	1,516	980
Totals:	2,350	1,415

State of Tennessee - Shelby County

November 5, 2024

Municipal - City of Millington

Alderman - Position 5

1. Thomas L. McGhee Sr.
2. David Terrell

Precincts:	1	2
01-02	742	443
01-05	1,528	821
Totals:	2,270	1,264

Alderman - Position 6

1. Taylor Brooke Ellis
2. Don Lowry

Precincts:	1	2
01-02	578	619
01-05	1,089	1,250
Totals:	1,667	1,869

Alderman - Position 7

1. Mike Caruthers
2. John "Johnny" Perales
3. Charles P. Reed

Precincts:	1	2	3
01-02	598	252	320
01-05	1,176	564	561
Totals:	1,774	816	881

State of Tennessee - Shelby County

November 5, 2024

Municipal - City of Millington

School Board - Position 1

1. Theresa M. Cook
2. Stephen B. Graham
3. Marie L. Thomas

Precincts:	1	2	3
01-02	647	276	249
01-05	1,204	622	422
Totals:	1,851	898	671

School Board - Position 3

1. Barbara L. Gray
2. Kendra Lawler

Precincts:	1	2
01-02	782	369
01-05	1,465	788
Totals:	2,247	1,157

School Board - Position 5

1. Barbara Halliburton

Precincts:	1
01-02	1,078
01-05	2,077
Totals:	3,155

School Board - Position 7

1. Christopher B. Denson

Precincts:	1
01-02	1,067
01-05	2,082
Totals:	3,149

**CERTIFICATION OF ELECTION RESULTS FOR THE
CITY OF MEMPHIS REFERENDUM ELECTION
HELD NOVEMBER 5, 2024**

We, the undersigned members of the **Shelby County Election Commission**, do hereby certify that we held an **Ordinance No. 5884, 5893, 5913, and 5908 (Question 1, 2, and 3) Referendum Election** for the **City of Memphis** on **Tuesday, November 5, 2024**, in the voting precincts in this city, according to law, for the purpose of ratifying the referendum question hereinafter, and that we have canvassed the returns of said election as required by law, and we do hereby certify that the following **19** pages of tabulation are a true, correct, and complete accounting of the results by precinct of said election as established by the canvassing of the returns, this **25** day of **November, 2024**.

At least three (3) commissioners must sign below:



Chairman, County Election Commission



Secretary, County Election Commission



Member, County Election Commission



Member, County Election Commission



Member, County Election Commission

State of Tennessee - Shelby County

November 5, 2024

Referendum - City of Memphis

Charter Amendment Ordinance Number 5884

1 For	131,851
2 Against	32,222
Total Votes	164,073

Charter Amendment Ordinance Number 5893

1 For	116,789
2 Against	49,099
Total Votes	165,888

Charter Amendment Ordinance Number 5913

1 For	152,307
2 Against	17,502
Total Votes	169,809

Charter Amendment Ordinance Number 5908 Question 1

1 For	139,754
2 Against	31,966
Total Votes	171,720

Charter Amendment Ordinance Number 5908 Question 2

1 For	136,619
2 Against	34,029
Total Votes	170,648

Charter Amendment Ordinance Number 5908 Question 3

1 For	140,427
2 Against	26,673
Total Votes	167,100

State of Tennessee - Shelby County

November 5, 2024

Referendum - City of Memphis

Charter Amendment Ordinance Number 5884

- 1. For
- 2. Against

Precincts:	1	2
01-08	807	196
01-09	832	202
01-10	3,177	823
01-11	1,497	323
02-02	973	223
04-01	2,803	906
04-02	1,555	489
04-03	1,870	614
04-04	1,084	299
04-07	2,388	689
04-08	2,066	524
04-09	2,312	628
04-10	4	0
04-12	144	30
05-01	291	83
05-02	1,651	392
05-04	1,638	407
05-05	1,374	313
05-07	2,275	536
05-08	135	25
05-09	2,686	683
05-10	12	2
06-01	605	132
06-03	712	155
06-04	1,493	352
06-05	1,550	359
06-06	1,908	441
06-07	887	237
06-08	1,295	309
06-09	1,326	302
07-01	1,562	355
07-02	915	196
07-03	1,068	284
07-04	1,090	282
07-05	880	216
07-06	1,736	390
07-07	964	269
07-08	1,875	433
07-09	1,233	268
07-10	1,653	409
08-01	1,059	254
08-02	496	108
08-03	1,641	364
08-04	1,001	232

State of Tennessee - Shelby County

November 5, 2024

Referendum - City of Memphis

Charter Amendment Ordinance Number 5884

1. For
2. Against

Precincts:	1	2
08-05	1,617	397
08-06	777	153
08-07	896	166
08-08	1,162	277
08-09	1,083	234
08-10	1,126	262
08-11	1,026	222
08-12	823	224
09-01	399	103
09-02	876	244
09-03	1,443	330
09-04	2,078	441
09-05	1,819	445
09-06	1,489	337
09-07	1,972	410
09-08	1,691	363
09-09	1,781	460
09-10	1,352	291
09-11	1,452	352
10-01	645	155
10-02	1,131	249
10-03	1,837	456
10-04	1,334	307
10-05	1,218	295
10-06	1,220	262
10-07	1,140	307
10-08	1,475	367
10-09	1,353	287
10-10	977	239
11-01	1,153	258
11-02	1,234	248
11-03	1,531	361
11-04	1,269	313
11-05	1,770	328
11-06	1,920	379
11-07	1,460	308
11-08	1,395	293
12-01	1,381	263
12-02	1,319	367
12-03	91	13
12-04	1,908	416
12-07	486	91
13-01	678	188
13-02	695	217

State of Tennessee - Shelby County

November 5, 2024

Referendum - City of Memphis

Charter Amendment Ordinance Number 5884

1. For
2. Against

Precincts:	1	2
13-03	2,965	891
13-04	1,027	263
13-05	1,547	421
13-06	2,229	670
13-07	3,189	747
13-08	2,539	685
13-09	1,660	410
13-10	28	9
13-11	2,627	701
13-12	35	13
Totals:	131,851	32,222

State of Tennessee - Shelby County

November 5, 2024

Referendum - City of Memphis

Charter Amendment Ordinance Number 5893

- 1. For
- 2. Against

Precincts:	1	2
01-08	752	274
01-09	765	288
01-10	2,813	1,255
01-11	1,410	442
02-02	818	398
04-01	2,015	1,742
04-02	1,165	915
04-03	1,422	1,098
04-04	899	519
04-07	1,897	1,243
04-08	1,686	928
04-09	1,867	1,109
04-10	4	0
04-12	136	38
05-01	255	129
05-02	1,536	541
05-04	1,463	608
05-05	1,257	447
05-07	2,019	829
05-08	116	46
05-09	2,354	1,065
05-10	12	4
06-01	581	164
06-03	680	195
06-04	1,413	446
06-05	1,444	473
06-06	1,774	627
06-07	835	311
06-08	1,247	376
06-09	1,284	371
07-01	1,512	425
07-02	877	240
07-03	1,021	341
07-04	1,050	344
07-05	834	254
07-06	1,583	569
07-07	857	401
07-08	1,529	807
07-09	1,070	428
07-10	1,230	858
08-01	1,032	285
08-02	460	139
08-03	1,365	659
08-04	947	298

State of Tennessee - Shelby County

November 5, 2024

Referendum - City of Memphis

Charter Amendment Ordinance Number 5893

1. For
2. Against

Precincts:	1	2
08-05	1,408	624
08-06	725	213
08-07	794	274
08-08	950	491
08-09	1,042	278
08-10	840	554
08-11	971	276
08-12	804	258
09-01	388	123
09-02	851	279
09-03	1,390	383
09-04	1,926	608
09-05	1,680	593
09-06	1,413	410
09-07	1,803	577
09-08	1,585	492
09-09	1,651	602
09-10	1,268	390
09-11	1,355	474
10-01	603	202
10-02	1,057	351
10-03	1,653	671
10-04	1,270	399
10-05	1,074	450
10-06	1,104	376
10-07	1,097	341
10-08	1,312	538
10-09	1,287	359
10-10	932	299
11-01	1,101	325
11-02	1,162	343
11-03	1,452	433
11-04	1,231	374
11-05	1,657	443
11-06	1,815	498
11-07	1,392	395
11-08	1,335	367
12-01	1,324	321
12-02	1,264	437
12-03	88	17
12-04	1,759	586
12-07	455	123
13-01	600	281
13-02	597	337

State of Tennessee - Shelby County

November 5, 2024

Referendum - City of Memphis

Charter Amendment Ordinance Number 5893

- 1. For
- 2. Against

Precincts:	1	2
13-03	2,261	1,675
13-04	849	442
13-05	1,188	822
13-06	1,685	1,273
13-07	2,492	1,495
13-08	1,893	1,377
13-09	1,392	723
13-10	18	19
13-11	2,226	1,164
13-12	34	15
Totals:	116,789	49,099

State of Tennessee - Shelby County

November 5, 2024

Referendum - City of Memphis

Charter Amendment Ordinance Number 5913

1. For
2. Against

Precincts:	1	2
01-08	956	103
01-09	967	106
01-10	3,672	484
01-11	1,721	163
02-02	1,094	154
04-01	3,269	588
04-02	1,832	301
04-03	2,224	373
04-04	1,272	180
04-07	2,851	386
04-08	2,368	316
04-09	2,676	366
04-10	4	0
04-12	167	12
05-01	342	44
05-02	1,908	212
05-04	1,891	212
05-05	1,598	148
05-07	2,623	287
05-08	146	20
05-09	3,174	349
05-10	15	1
06-01	693	69
06-03	812	83
06-04	1,736	173
06-05	1,746	209
06-06	2,230	224
06-07	1,058	119
06-08	1,496	161
06-09	1,525	164
07-01	1,791	182
07-02	1,034	116
07-03	1,222	168
07-04	1,299	124
07-05	1,014	110
07-06	2,009	193
07-07	1,139	146
07-08	2,159	227
07-09	1,396	142
07-10	1,925	216
08-01	1,228	130
08-02	533	72
08-03	1,862	219
08-04	1,131	142

State of Tennessee - Shelby County

November 5, 2024

Referendum - City of Memphis

Charter Amendment Ordinance Number 5913

1. For
2. Against

Precincts:	1	2
08-05	1,906	195
08-06	882	73
08-07	1,000	101
08-08	1,338	145
08-09	1,233	123
08-10	1,275	153
08-11	1,187	122
08-12	967	112
09-01	472	46
09-02	1,001	165
09-03	1,612	198
09-04	2,375	231
09-05	2,124	213
09-06	1,706	180
09-07	2,214	223
09-08	1,935	173
09-09	2,098	209
09-10	1,519	157
09-11	1,725	147
10-01	749	80
10-02	1,279	158
10-03	2,131	228
10-04	1,527	163
10-05	1,359	203
10-06	1,399	126
10-07	1,320	165
10-08	1,708	165
10-09	1,504	169
10-10	1,110	130
11-01	1,327	132
11-02	1,417	105
11-03	1,731	196
11-04	1,480	148
11-05	1,963	177
11-06	2,164	189
11-07	1,644	179
11-08	1,582	151
12-01	1,544	137
12-02	1,591	144
12-03	95	11
12-04	2,202	210
12-07	536	50
13-01	788	107
13-02	822	130

State of Tennessee - Shelby County

November 5, 2024

Referendum - City of Memphis

Charter Amendment Ordinance Number 5913

1. For
2. Against

Precincts:	1	2
13-03	3,494	541
13-04	1,188	136
13-05	1,852	226
13-06	2,611	418
13-07	3,732	369
13-08	2,977	371
13-09	1,928	225
13-10	34	4
13-11	3,101	391
13-12	41	8
Totals:	152,307	17,502

State of Tennessee - Shelby County

November 5, 2024

Referendum - City of Memphis

Charter Amendment Ordinance Number 5908 Question 1

1. For
2. Against

Precincts:	1	2
01-08	762	314
01-09	822	262
01-10	3,165	1,043
01-11	1,487	422
02-02	942	339
04-01	2,960	969
04-02	1,633	551
04-03	1,993	651
04-04	1,136	347
04-07	2,419	883
04-08	2,118	611
04-09	2,333	747
04-10	4	0
04-12	152	27
05-01	286	108
05-02	1,631	509
05-04	1,661	480
05-05	1,427	331
05-07	2,301	651
05-08	123	45
05-09	2,726	834
05-10	15	1
06-01	631	135
06-03	737	162
06-04	1,618	319
06-05	1,661	318
06-06	2,073	394
06-07	891	289
06-08	1,340	328
06-09	1,377	323
07-01	1,632	352
07-02	946	210
07-03	1,140	258
07-04	1,196	235
07-05	961	169
07-06	1,902	308
07-07	977	337
07-08	2,090	324
07-09	1,298	249
07-10	1,936	247
08-01	1,143	222
08-02	456	158
08-03	1,710	409
08-04	1,070	219

State of Tennessee - Shelby County

November 5, 2024

Referendum - City of Memphis

Charter Amendment Ordinance Number 5908 Question 1

1. For
2. Against

Precincts:	1	2
08-05	1,748	383
08-06	837	137
08-07	970	150
08-08	1,291	215
08-09	1,190	177
08-10	1,260	189
08-11	1,087	234
08-12	906	181
09-01	438	85
09-02	984	180
09-03	1,505	306
09-04	2,261	356
09-05	2,025	305
09-06	1,596	303
09-07	2,117	327
09-08	1,854	272
09-09	2,009	300
09-10	1,451	244
09-11	1,601	276
10-01	695	140
10-02	1,220	204
10-03	2,041	349
10-04	1,453	250
10-05	1,254	327
10-06	1,301	226
10-07	1,255	244
10-08	1,637	263
10-09	1,424	257
10-10	1,034	219
11-01	1,215	255
11-02	1,305	232
11-03	1,617	325
11-04	1,410	227
11-05	1,797	350
11-06	2,021	340
11-07	1,544	294
11-08	1,501	251
12-01	1,417	282
12-02	1,444	299
12-03	86	21
12-04	2,048	369
12-07	506	83
13-01	613	293
13-02	681	283

State of Tennessee - Shelby County

November 5, 2024

Referendum - City of Memphis

Charter Amendment Ordinance Number 5908 Question 1

1. For
2. Against

Precincts:	1	2
13-03	3,078	1,042
13-04	1,138	214
13-05	1,655	467
13-06	2,354	729
13-07	3,651	534
13-08	2,842	569
13-09	1,744	458
13-10	29	9
13-11	2,703	832
13-12	30	19
Totals:	139,754	31,966

State of Tennessee - Shelby County

November 5, 2024

Referendum - City of Memphis

Charter Amendment Ordinance Number 5908 Question 2

1. For
2. Against

Precincts:	1	2
01-08	722	339
01-09	813	269
01-10	3,024	1,150
01-11	1,442	458
02-02	911	367
04-01	2,752	1,128
04-02	1,524	632
04-03	1,825	797
04-04	1,089	385
04-07	2,266	1,012
04-08	1,997	710
04-09	2,214	857
04-10	3	1
04-12	149	36
05-01	268	122
05-02	1,598	526
05-04	1,613	526
05-05	1,395	344
05-07	2,222	714
05-08	120	46
05-09	2,603	908
05-10	13	4
06-01	620	132
06-03	745	154
06-04	1,561	352
06-05	1,656	296
06-06	2,021	415
06-07	894	278
06-08	1,332	335
06-09	1,343	349
07-01	1,639	322
07-02	934	207
07-03	1,130	256
07-04	1,208	221
07-05	963	169
07-06	1,884	317
07-07	912	382
07-08	2,057	344
07-09	1,271	276
07-10	1,896	288
08-01	1,121	236
08-02	470	143
08-03	1,684	428
08-04	1,082	187

State of Tennessee - Shelby County

November 5, 2024

Referendum - City of Memphis

Charter Amendment Ordinance Number 5908 Question 2

- 1. For
- 2. Against

Precincts:	1	2
08-05	1,723	388
08-06	831	132
08-07	954	163
08-08	1,263	241
08-09	1,178	175
08-10	1,225	221
08-11	1,103	213
08-12	898	180
09-01	424	90
09-02	988	176
09-03	1,512	295
09-04	2,210	383
09-05	2,011	323
09-06	1,607	274
09-07	2,116	340
09-08	1,845	274
09-09	1,976	313
09-10	1,424	267
09-11	1,587	275
10-01	691	126
10-02	1,211	213
10-03	2,049	329
10-04	1,430	252
10-05	1,211	363
10-06	1,289	229
10-07	1,248	235
10-08	1,591	296
10-09	1,458	216
10-10	1,027	220
11-01	1,231	224
11-02	1,313	220
11-03	1,625	303
11-04	1,412	223
11-05	1,832	307
11-06	2,051	315
11-07	1,542	283
11-08	1,466	256
12-01	1,430	259
12-02	1,390	345
12-03	84	20
12-04	2,040	377
12-07	506	84
13-01	634	274
13-02	663	299

State of Tennessee - Shelby County

November 5, 2024

Referendum - City of Memphis

Charter Amendment Ordinance Number 5908 Question 2

- 1. For
- 2. Against

Precincts:	1	2
13-03	2,878	1,219
13-04	1,103	231
13-05	1,551	564
13-06	2,200	861
13-07	3,536	617
13-08	2,755	640
13-09	1,680	519
13-10	26	11
13-11	2,577	936
13-12	28	22
Totals:	136,619	34,029

State of Tennessee - Shelby County

November 5, 2024

Referendum - City of Memphis

Charter Amendment Ordinance Number 5908 Question 3

- 1. For
- 2. Against

Precincts:	1	2
01-08	778	248
01-09	851	208
01-10	3,200	878
01-11	1,559	311
02-02	967	273
04-01	2,891	875
04-02	1,603	500
04-03	1,954	576
04-04	1,124	306
04-07	2,442	756
04-08	2,088	550
04-09	2,364	647
04-10	2	2
04-12	157	21
05-01	291	97
05-02	1,664	406
05-04	1,691	403
05-05	1,430	270
05-07	2,356	528
05-08	130	33
05-09	2,715	714
05-10	8	5
06-01	651	95
06-03	754	129
06-04	1,588	278
06-05	1,659	262
06-06	2,066	315
06-07	928	230
06-08	1,387	249
06-09	1,386	281
07-01	1,666	280
07-02	973	168
07-03	1,128	228
07-04	1,227	174
07-05	968	146
07-06	1,894	268
07-07	984	291
07-08	2,091	267
07-09	1,307	218
07-10	1,905	230
08-01	1,131	194
08-02	495	109
08-03	1,750	307
08-04	1,113	138

State of Tennessee - Shelby County

November 5, 2024

Referendum - City of Memphis

Charter Amendment Ordinance Number 5908 Question 3

1. For
2. Against

Precincts:	1	2
08-05	1,776	290
08-06	851	102
08-07	942	134
08-08	1,269	195
08-09	1,163	153
08-10	1,246	170
08-11	1,116	171
08-12	917	145
09-01	431	72
09-02	1,015	131
09-03	1,525	234
09-04	2,224	326
09-05	2,041	252
09-06	1,622	224
09-07	2,148	265
09-08	1,847	235
09-09	1,989	267
09-10	1,431	224
09-11	1,609	206
10-01	694	110
10-02	1,224	170
10-03	2,054	264
10-04	1,428	216
10-05	1,255	279
10-06	1,312	176
10-07	1,252	204
10-08	1,610	238
10-09	1,469	166
10-10	1,058	180
11-01	1,238	197
11-02	1,344	162
11-03	1,649	253
11-04	1,401	194
11-05	1,869	252
11-06	2,051	269
11-07	1,586	200
11-08	1,494	203
12-01	1,450	206
12-02	1,446	255
12-03	90	14
12-04	2,091	295
12-07	520	65
13-01	660	223
13-02	693	253

State of Tennessee - Shelby County

November 5, 2024

Referendum - City of Memphis

Charter Amendment Ordinance Number 5908 Question 3

1. For
2. Against

Precincts:	1	2
13-03	3,071	918
13-04	1,094	211
13-05	1,629	426
13-06	2,300	683
13-07	3,591	492
13-08	2,805	500
13-09	1,733	407
13-10	31	5
13-11	2,720	715
13-12	37	12
Totals:	140,427	26,673

State of Tennessee - Shelby County

November 5, 2024

Referendum - City of Memphis

Charter Amendment Ordinance Number 5884

1 For	131,851
2 Against	32,222
Total Votes	164,073

Charter Amendment Ordinance Number 5893

1 For	116,789
2 Against	49,099
Total Votes	165,888

Charter Amendment Ordinance Number 5913

1 For	152,307
2 Against	17,502
Total Votes	169,809

Charter Amendment Ordinance Number 5908 Question 1

1 For	139,754
2 Against	31,966
Total Votes	171,720

Charter Amendment Ordinance Number 5908 Question 2

1 For	136,619
2 Against	34,029
Total Votes	170,648

Charter Amendment Ordinance Number 5908 Question 3

1 For	140,427
2 Against	26,673
Total Votes	167,100

State of Tennessee - Shelby County

November 5, 2024

Referendum - City of Memphis

Charter Amendment Ordinance Number 5884

1. For
2. Against

Precincts:	1	2
01-08	807	196
01-09	832	202
01-10	3,177	823
01-11	1,497	323
02-02	973	223
04-01	2,803	906
04-02	1,555	489
04-03	1,870	614
04-04	1,084	299
04-07	2,388	689
04-08	2,066	524
04-09	2,312	628
04-10	4	0
04-12	144	30
05-01	291	83
05-02	1,651	392
05-04	1,638	407
05-05	1,374	313
05-07	2,275	536
05-08	135	25
05-09	2,686	683
05-10	12	2
06-01	605	132
06-03	712	155
06-04	1,493	352
06-05	1,550	359
06-06	1,908	441
06-07	887	237
06-08	1,295	309
06-09	1,326	302
07-01	1,562	355
07-02	915	196
07-03	1,068	284
07-04	1,090	282
07-05	880	216
07-06	1,736	390
07-07	964	269
07-08	1,875	433
07-09	1,233	268
07-10	1,653	409
08-01	1,059	254
08-02	496	108
08-03	1,641	364
08-04	1,001	232

State of Tennessee - Shelby County

November 5, 2024

Referendum - City of Memphis

Charter Amendment Ordinance Number 5884

1. For
2. Against

Precincts:	1	2
08-05	1,617	397
08-06	777	153
08-07	896	166
08-08	1,162	277
08-09	1,083	234
08-10	1,126	262
08-11	1,026	222
08-12	823	224
09-01	399	103
09-02	876	244
09-03	1,443	330
09-04	2,078	441
09-05	1,819	445
09-06	1,489	337
09-07	1,972	410
09-08	1,691	363
09-09	1,781	460
09-10	1,352	291
09-11	1,452	352
10-01	645	155
10-02	1,131	249
10-03	1,837	456
10-04	1,334	307
10-05	1,218	295
10-06	1,220	262
10-07	1,140	307
10-08	1,475	367
10-09	1,353	287
10-10	977	239
11-01	1,153	258
11-02	1,234	248
11-03	1,531	361
11-04	1,269	313
11-05	1,770	328
11-06	1,920	379
11-07	1,460	308
11-08	1,395	293
12-01	1,381	263
12-02	1,319	367
12-03	91	13
12-04	1,908	416
12-07	486	91
13-01	678	188
13-02	695	217

State of Tennessee - Shelby County

November 5, 2024

Referendum - City of Memphis

Charter Amendment Ordinance Number 5884

1. For
2. Against

Precincts:	1	2
13-03	2,965	891
13-04	1,027	263
13-05	1,547	421
13-06	2,229	670
13-07	3,189	747
13-08	2,539	685
13-09	1,660	410
13-10	28	9
13-11	2,627	701
13-12	35	13
Totals:	131,851	32,222

State of Tennessee - Shelby County

November 5, 2024

Referendum - City of Memphis

Charter Amendment Ordinance Number 5893

1. For
2. Against

Precincts:	1	2
01-08	752	274
01-09	765	288
01-10	2,813	1,255
01-11	1,410	442
02-02	818	398
04-01	2,015	1,742
04-02	1,165	915
04-03	1,422	1,098
04-04	899	519
04-07	1,897	1,243
04-08	1,686	928
04-09	1,867	1,109
04-10	4	0
04-12	136	38
05-01	255	129
05-02	1,536	541
05-04	1,463	608
05-05	1,257	447
05-07	2,019	829
05-08	116	46
05-09	2,354	1,065
05-10	12	4
06-01	581	164
06-03	680	195
06-04	1,413	446
06-05	1,444	473
06-06	1,774	627
06-07	835	311
06-08	1,247	376
06-09	1,284	371
07-01	1,512	425
07-02	877	240
07-03	1,021	341
07-04	1,050	344
07-05	834	254
07-06	1,583	569
07-07	857	401
07-08	1,529	807
07-09	1,070	428
07-10	1,230	858
08-01	1,032	285
08-02	460	139
08-03	1,365	659
08-04	947	298

State of Tennessee - Shelby County

November 5, 2024

Referendum - City of Memphis

Charter Amendment Ordinance Number 5893

1. For
2. Against

Precincts:	1	2
08-05	1,408	624
08-06	725	213
08-07	794	274
08-08	950	491
08-09	1,042	278
08-10	840	554
08-11	971	276
08-12	804	258
09-01	388	123
09-02	851	279
09-03	1,390	383
09-04	1,926	608
09-05	1,680	593
09-06	1,413	410
09-07	1,803	577
09-08	1,585	492
09-09	1,651	602
09-10	1,268	390
09-11	1,355	474
10-01	603	202
10-02	1,057	351
10-03	1,653	671
10-04	1,270	399
10-05	1,074	450
10-06	1,104	376
10-07	1,097	341
10-08	1,312	538
10-09	1,287	359
10-10	932	299
11-01	1,101	325
11-02	1,162	343
11-03	1,452	433
11-04	1,231	374
11-05	1,657	443
11-06	1,815	498
11-07	1,392	395
11-08	1,335	367
12-01	1,324	321
12-02	1,264	437
12-03	88	17
12-04	1,759	586
12-07	455	123
13-01	600	281
13-02	597	337

State of Tennessee - Shelby County

November 5, 2024

Referendum - City of Memphis

Charter Amendment Ordinance Number 5893

1. For
2. Against

Precincts:	1	2
13-03	2,261	1,675
13-04	849	442
13-05	1,188	822
13-06	1,685	1,273
13-07	2,492	1,495
13-08	1,893	1,377
13-09	1,392	723
13-10	18	19
13-11	2,226	1,164
13-12	34	15
Totals:	116,789	49,099

State of Tennessee - Shelby County

November 5, 2024

Referendum - City of Memphis

Charter Amendment Ordinance Number 5913

1. For
2. Against

Precincts:	1	2
01-08	956	103
01-09	967	106
01-10	3,672	484
01-11	1,721	163
02-02	1,094	154
04-01	3,269	588
04-02	1,832	301
04-03	2,224	373
04-04	1,272	180
04-07	2,851	386
04-08	2,368	316
04-09	2,676	366
04-10	4	0
04-12	167	12
05-01	342	44
05-02	1,908	212
05-04	1,891	212
05-05	1,598	148
05-07	2,623	287
05-08	146	20
05-09	3,174	349
05-10	15	1
06-01	693	69
06-03	812	83
06-04	1,736	173
06-05	1,746	209
06-06	2,230	224
06-07	1,058	119
06-08	1,496	161
06-09	1,525	164
07-01	1,791	182
07-02	1,034	116
07-03	1,222	168
07-04	1,299	124
07-05	1,014	110
07-06	2,009	193
07-07	1,139	146
07-08	2,159	227
07-09	1,396	142
07-10	1,925	216
08-01	1,228	130
08-02	533	72
08-03	1,862	219
08-04	1,131	142

State of Tennessee - Shelby County

November 5, 2024

Referendum - City of Memphis

Charter Amendment Ordinance Number 5913

1. For
2. Against

Precincts:	1	2
08-05	1,906	195
08-06	882	73
08-07	1,000	101
08-08	1,338	145
08-09	1,233	123
08-10	1,275	153
08-11	1,187	122
08-12	967	112
09-01	472	46
09-02	1,001	165
09-03	1,612	198
09-04	2,375	231
09-05	2,124	213
09-06	1,706	180
09-07	2,214	223
09-08	1,935	173
09-09	2,098	209
09-10	1,519	157
09-11	1,725	147
10-01	749	80
10-02	1,279	158
10-03	2,131	228
10-04	1,527	163
10-05	1,359	203
10-06	1,399	126
10-07	1,320	165
10-08	1,708	165
10-09	1,504	169
10-10	1,110	130
11-01	1,327	132
11-02	1,417	105
11-03	1,731	196
11-04	1,480	148
11-05	1,963	177
11-06	2,164	189
11-07	1,644	179
11-08	1,582	151
12-01	1,544	137
12-02	1,591	144
12-03	95	11
12-04	2,202	210
12-07	536	50
13-01	788	107
13-02	822	130

State of Tennessee - Shelby County

November 5, 2024

Referendum - City of Memphis

Charter Amendment Ordinance Number 5913

- 1. For
- 2. Against

Precincts:	1	2
13-03	3,494	541
13-04	1,188	136
13-05	1,852	226
13-06	2,611	418
13-07	3,732	369
13-08	2,977	371
13-09	1,928	225
13-10	34	4
13-11	3,101	391
13-12	41	8
Totals:	152,307	17,502

State of Tennessee - Shelby County

November 5, 2024

Referendum - City of Memphis

Charter Amendment Ordinance Number 5908 Question 1

1. For
2. Against

Precincts:	1	2
01-08	762	314
01-09	822	262
01-10	3,165	1,043
01-11	1,487	422
02-02	942	339
04-01	2,960	969
04-02	1,633	551
04-03	1,993	651
04-04	1,136	347
04-07	2,419	883
04-08	2,118	611
04-09	2,333	747
04-10	4	0
04-12	152	27
05-01	286	108
05-02	1,631	509
05-04	1,661	480
05-05	1,427	331
05-07	2,301	651
05-08	123	45
05-09	2,726	834
05-10	15	1
06-01	631	135
06-03	737	162
06-04	1,618	319
06-05	1,661	318
06-06	2,073	394
06-07	891	289
06-08	1,340	328
06-09	1,377	323
07-01	1,632	352
07-02	946	210
07-03	1,140	258
07-04	1,196	235
07-05	961	169
07-06	1,902	308
07-07	977	337
07-08	2,090	324
07-09	1,298	249
07-10	1,936	247
08-01	1,143	222
08-02	456	158
08-03	1,710	409
08-04	1,070	219

State of Tennessee - Shelby County

November 5, 2024

Referendum - City of Memphis

Charter Amendment Ordinance Number 5908 Question 1

1. For
2. Against

Precincts:	1	2
08-05	1,748	383
08-06	837	137
08-07	970	150
08-08	1,291	215
08-09	1,190	177
08-10	1,260	189
08-11	1,087	234
08-12	906	181
09-01	438	85
09-02	984	180
09-03	1,505	306
09-04	2,261	356
09-05	2,025	305
09-06	1,596	303
09-07	2,117	327
09-08	1,854	272
09-09	2,009	300
09-10	1,451	244
09-11	1,601	276
10-01	695	140
10-02	1,220	204
10-03	2,041	349
10-04	1,453	250
10-05	1,254	327
10-06	1,301	226
10-07	1,255	244
10-08	1,637	263
10-09	1,424	257
10-10	1,034	219
11-01	1,215	255
11-02	1,305	232
11-03	1,617	325
11-04	1,410	227
11-05	1,797	350
11-06	2,021	340
11-07	1,544	294
11-08	1,501	251
12-01	1,417	282
12-02	1,444	299
12-03	86	21
12-04	2,048	369
12-07	506	83
13-01	613	293
13-02	681	283

State of Tennessee - Shelby County

November 5, 2024

Referendum - City of Memphis

Charter Amendment Ordinance Number 5908 Question 1

1. For
2. Against

Precincts:	1	2
13-03	3,078	1,042
13-04	1,138	214
13-05	1,655	467
13-06	2,354	729
13-07	3,651	534
13-08	2,842	569
13-09	1,744	458
13-10	29	9
13-11	2,703	832
13-12	30	19
Totals:	139,754	31,966

State of Tennessee - Shelby County

November 5, 2024

Referendum - City of Memphis

Charter Amendment Ordinance Number 5908 Question 2

1. For
2. Against

Precincts:	1	2
01-08	722	339
01-09	813	269
01-10	3,024	1,150
01-11	1,442	458
02-02	911	367
04-01	2,752	1,128
04-02	1,524	632
04-03	1,825	797
04-04	1,089	385
04-07	2,266	1,012
04-08	1,997	710
04-09	2,214	857
04-10	3	1
04-12	149	36
05-01	268	122
05-02	1,598	526
05-04	1,613	526
05-05	1,395	344
05-07	2,222	714
05-08	120	46
05-09	2,603	908
05-10	13	4
06-01	620	132
06-03	745	154
06-04	1,561	352
06-05	1,656	296
06-06	2,021	415
06-07	894	278
06-08	1,332	335
06-09	1,343	349
07-01	1,639	322
07-02	934	207
07-03	1,130	256
07-04	1,208	221
07-05	963	169
07-06	1,884	317
07-07	912	382
07-08	2,057	344
07-09	1,271	276
07-10	1,896	288
08-01	1,121	236
08-02	470	143
08-03	1,684	428
08-04	1,082	187

State of Tennessee - Shelby County

November 5, 2024

Referendum - City of Memphis

Charter Amendment Ordinance Number 5908 Question 2

1. For
2. Against

Precincts:	1	2
08-05	1,723	388
08-06	831	132
08-07	954	163
08-08	1,263	241
08-09	1,178	175
08-10	1,225	221
08-11	1,103	213
08-12	898	180
09-01	424	90
09-02	988	176
09-03	1,512	295
09-04	2,210	383
09-05	2,011	323
09-06	1,607	274
09-07	2,116	340
09-08	1,845	274
09-09	1,976	313
09-10	1,424	267
09-11	1,587	275
10-01	691	126
10-02	1,211	213
10-03	2,049	329
10-04	1,430	252
10-05	1,211	363
10-06	1,289	229
10-07	1,248	235
10-08	1,591	296
10-09	1,458	216
10-10	1,027	220
11-01	1,231	224
11-02	1,313	220
11-03	1,625	303
11-04	1,412	223
11-05	1,832	307
11-06	2,051	315
11-07	1,542	283
11-08	1,466	256
12-01	1,430	259
12-02	1,390	345
12-03	84	20
12-04	2,040	377
12-07	506	84
13-01	634	274
13-02	663	299

State of Tennessee - Shelby County

November 5, 2024

Referendum - City of Memphis

Charter Amendment Ordinance Number 5908 Question 2

1. For
2. Against

Precincts:	1	2
13-03	2,878	1,219
13-04	1,103	231
13-05	1,551	564
13-06	2,200	861
13-07	3,536	617
13-08	2,755	640
13-09	1,680	519
13-10	26	11
13-11	2,577	936
13-12	28	22
Totals:	136,619	34,029

State of Tennessee - Shelby County

November 5, 2024

Referendum - City of Memphis

Charter Amendment Ordinance Number 5908 Question 3

1. For
2. Against

Precincts:	1	2
01-08	778	248
01-09	851	208
01-10	3,200	878
01-11	1,559	311
02-02	967	273
04-01	2,891	875
04-02	1,603	500
04-03	1,954	576
04-04	1,124	306
04-07	2,442	756
04-08	2,088	550
04-09	2,364	647
04-10	2	2
04-12	157	21
05-01	291	97
05-02	1,664	406
05-04	1,691	403
05-05	1,430	270
05-07	2,356	528
05-08	130	33
05-09	2,715	714
05-10	8	5
06-01	651	95
06-03	754	129
06-04	1,588	278
06-05	1,659	262
06-06	2,066	315
06-07	928	230
06-08	1,387	249
06-09	1,386	281
07-01	1,666	280
07-02	973	168
07-03	1,128	228
07-04	1,227	174
07-05	968	146
07-06	1,894	268
07-07	984	291
07-08	2,091	267
07-09	1,307	218
07-10	1,905	230
08-01	1,131	194
08-02	495	109
08-03	1,750	307
08-04	1,113	138

State of Tennessee - Shelby County

November 5, 2024

Referendum - City of Memphis

Charter Amendment Ordinance Number 5908 Question 3

1. For
2. Against

Precincts:	1	2
08-05	1,776	290
08-06	851	102
08-07	942	134
08-08	1,269	195
08-09	1,163	153
08-10	1,246	170
08-11	1,116	171
08-12	917	145
09-01	431	72
09-02	1,015	131
09-03	1,525	234
09-04	2,224	326
09-05	2,041	252
09-06	1,622	224
09-07	2,148	265
09-08	1,847	235
09-09	1,989	267
09-10	1,431	224
09-11	1,609	206
10-01	694	110
10-02	1,224	170
10-03	2,054	264
10-04	1,428	216
10-05	1,255	279
10-06	1,312	176
10-07	1,252	204
10-08	1,610	238
10-09	1,469	166
10-10	1,058	180
11-01	1,238	197
11-02	1,344	162
11-03	1,649	253
11-04	1,401	194
11-05	1,869	252
11-06	2,051	269
11-07	1,586	200
11-08	1,494	203
12-01	1,450	206
12-02	1,446	255
12-03	90	14
12-04	2,091	295
12-07	520	65
13-01	660	223
13-02	693	253

State of Tennessee - Shelby County

November 5, 2024

Referendum - City of Memphis

Charter Amendment Ordinance Number 5908 Question 3

1. For
2. Against

Precincts:	1	2
13-03	3,071	918
13-04	1,094	211
13-05	1,629	426
13-06	2,300	683
13-07	3,591	492
13-08	2,805	500
13-09	1,733	407
13-10	31	5
13-11	2,720	715
13-12	37	12
Totals:	140,427	26,673
