

SHELBY COUNTY ELECTION COMMISSION
REGULAR MEETING MINUTES
June 14, 2016

APPROVED

The Regular Meeting of the Shelby County Election Commission was held on June 14, 2016 at 4:00 PM at the Election Operations Center, 980 Nixon Drive.

Meeting was called to order by Chairman Meyers at 4:05PM. All Commissioners were in attendance with Commissioner Lester excused.

APPROVAL OF MARCH 21, 2016 AND MAY 17, 2016 MINUTES

March 21, 2016 Minutes

Change contact from Mr. Leatherwood to Ms. Johnson. Remove "confirm the auditors"
Commissioner Nollner moved to approve the amended minutes. Commissioner Tate seconded.
Approved: Unanimously

May 17, 2016 Minutes

Commissioner Stamson moved to approve. Commissioner Nollner seconded.
Approved: Unanimously

RESOLUTION FOR VOTING MACHINE ALLOCATION

Presentation Presented by Mrs. Phillips
Discussion followed.

Commissioner Nollner moved to withdraw **Resolution For Voting Machine Allocation/ Resolution TCA2-3-104 /3-1-16**. Commissioner Tate seconded
Approved: Unanimously

Action Items:

Commissioner Stamson requested at least 150 voting machine to be prepared and placed on reserve for Election Day.

ATTORNEY'S REPORT

Attorney John Ryder made the following report:

1. **Halbert v. SCEC**
Chancellor Kyle has excused himself after he had some direct contact with Election Commission staff. This matter has been circulating among the other judges in this district and all whom has declined to take the case. The Chief Judge for the district has requested the assignment for a special judge from the Supreme Court. Once we have a judge, we can proceed.
2. **Lawsuit in Middle TN Ratification of Amendment 1**
Plaintiffs prevailed in the case and the judge order a recount of all the results of the November 2014 Election for Amendment 1. The State requested a stay pending appeal. Judge agreed with the State and granted the motion to stay.
3. **Carol Chumney open record request**
Attorney Pablo Varela will oversee the open record request.

ADMINISTRATOR'S REPORT (ATTACHED)

Given by Linda Phillips
Discussion followed.

SHELBY COUNTY ELECTION COMMISSION
REGULAR MEETING MINUTES
June 14, 2016

APPROVED

OLD / NEW BUSINESS

- **RESOLUTION TO APPROVE POLLING LOCATION CHANGE FOR WARD 12, PRECINCT 00: ITEM # 07/14/2016-2-3-101**
Previous polling location: Memphis Health Career Academy, 80 W. Olive Ave., Memphis, TN
New polling location: Florida-Kansas Elementary, 90 W. Olive Ave., Memphis, TN
Commissioner Nollner moved to approve. Commissioner Tate seconded.
Approved: Unanimously
Discussion followed.

- Commissioner Nollner recommended educating Voters when issues occur.

ANNOUNCEMENTS:

- The next Election Commission meeting is scheduled for Tuesday, July 19, 2016 at 4:00 p.m.
- Voting Machines Inspection for Early Voting scheduled for Thursday, June 30, 2016 from 9:00am – 12:00pm.

ADJOURNMENT

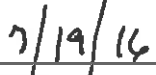
Meeting was adjourned at 4:52

Others in attendance:


| | |
|-----------------------------------|----------------------|
| Linda Phillips, Administrator | Attorney Bibbs |
| Joe Young, Deputy Administrator | Bridgette Richardson |
| Darral Brown, Operations Managers | Ken Welsh |
| Dan Dow, VCS Manager | William Driss |
| Deborah Upchurch, Staff | Barbara Williams |
| Lee Wessels, ITS | Rose Ann Bradley |
| Attorney John Ryder | Mickey Klenz |
| Attorney Pablo Varela | |
| Attorney Monica Hagler | |




Robert Meyers, Chairman



Date



Norma Lester, Secretary



Date

Administrator of Elections

Monthly Report

June, 2016

Voter and Candidate Services

- 7,400 voter registration applications were received; we are currently up to date on processing registrations.
- YTD applications total 44,017. Compare this to the 41,509 received for all of 2015.
- All Campaign Financial Disclosures have been turned in except for William Stovall. His information was sent to the Bureau of Ethics and Campaign Finance on Friday, June 10.
- The deadline for petitions for November 8, 2016 General Election municipal elections for Bartlett, Collierville, Germantown and Millington is August 18, 2016 at noon. As of Thursday, June 9th, thirty-eight petitions have been issued and 7 have been filed. All 7 have sufficient signatures.
- The deadline to receive petitions for WIGS in unincorporated Shelby County is August 25, 2016. 2,109 signatures are needed to put the question on the ballot; so far of the 3,630 signatures received, 951 were valid.

Operations Department

- The ballot has been approved by the state and tested extensively by our staff. Kudos to Joe Young, Carla Lytle and Genine Taylor for staying late one night to making this ballot perfect.
- With the assistance of Bridgette Richardson from ES&S, we have started logic and accuracy testing on the 248 early voting machines.
- The deadline for Military and UOCAVA ballots to be sent out is June 20th. We will meet that deadline.
- Nursing home voting begins July 6th.
- ES&S is providing three additional scanners for absentee ballots. We will begin processing absentee ballots at 10:00am on Election Day.
- Early Voting: We ordered and received 30 printers, 200 TSX batteries and 50 EPB batteries. We are testing that equipment for early voting. Delivery dates for early voting equipment have been confirmed. 75% of the needed early voting staff is hired and confirmed. IT is testing the early voting sites for connectivity.

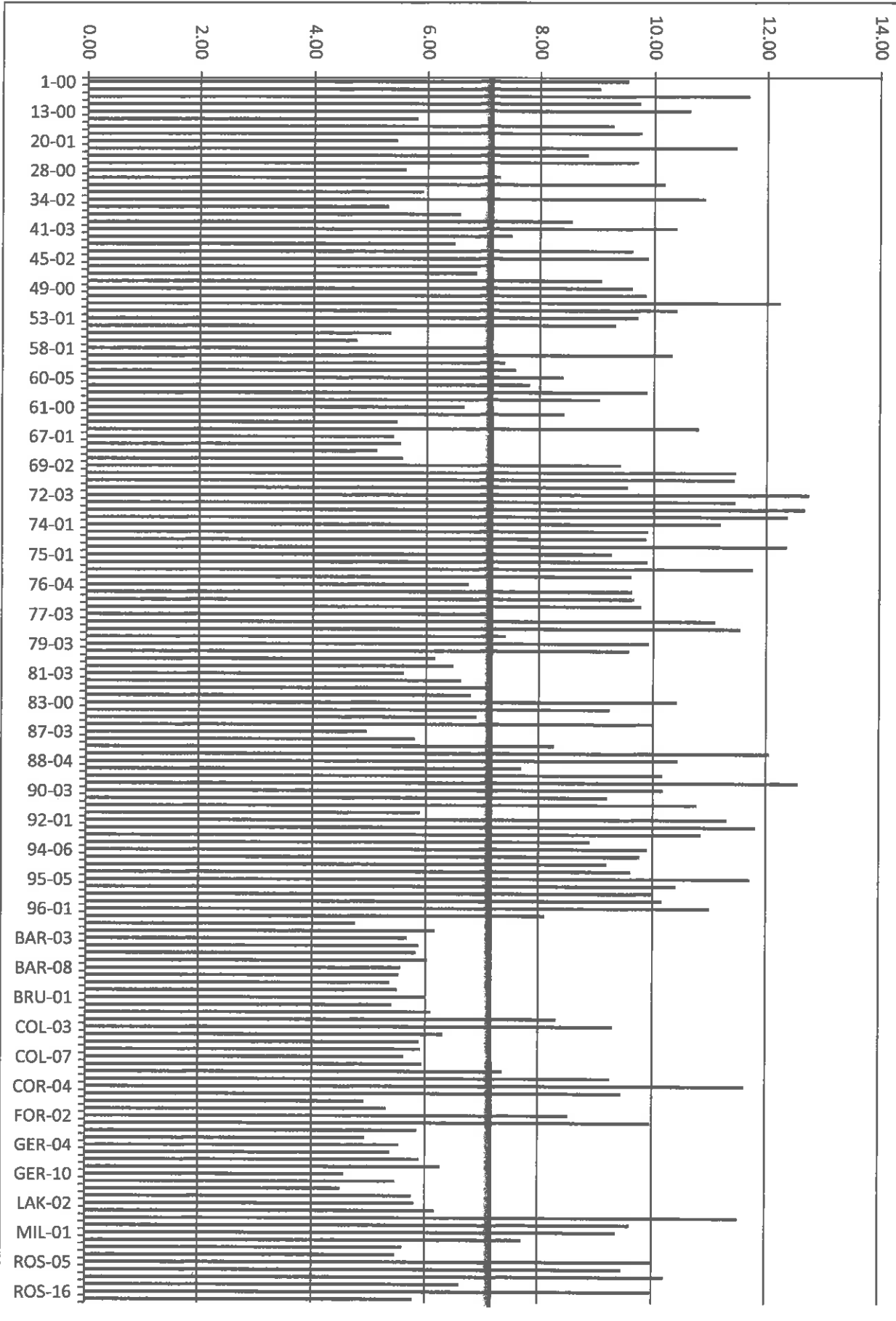
- Watkins Uiberall will inspect the early voting equipment on June 30, 2016 at 9am at the Operations Center. The parties/candidates have also been invited to this inspection.
- Hiring for Election Day officials is about 55% complete.
- We have to change a polling location for 12-00 because the Memphis Health Career Academy is closing; we have permission to use the Florida-Kansas Elementary School at 900 W. Olive Avenue. The commission will need to consider a resolution on this problem during New Business.

Administration

- We have moved forward with a contract extension for Watkins Uiberall to cover the August election. I will be meeting with Watkins Uiberall to get their ideas about how they might be more effective partners in verifying the accuracy of our elections before we prepare a new RFP for future services.
- I met with Suzanne Thompson. I think her services have been very valuable to us but they have perhaps not been utilized as effectively as they might have been. I have asked her to do several things for us.
- Updated precinct splits were finished in ESM and the data was submitted to REGIS for review. REGIS reports 99% accuracy and has submitted the new GEO coded database to the State Comptroller's Office.
- The second session of the Chumney Open Records request was conducted on June 6, 2016 at the Operations Center. The Chumney team reviewed and received copies of the Certificate of Results for Precincts 16-01 and 52-01. Tamara Fox, Paralegal for the Shelby County Attorney's Office, monitored the review.
- I have met with the managers and sought their input on staffing and training needs.
- Deborah Upchurch was appointed to fill the vacancy left by Pam Crosno. We are updating the job description for the position Deborah vacated; we hope to fill that position quickly.
- The six month report has been submitted timely to the Elections Division.
- A lot of my time has been spent in getting my computer equipment and access in place. A big, big thank you to Lee Wessels and the IT Service Desk. They have been enormously kind and helpful.
- Mark Goins, Election Commissioner and Andrew Dodd, Staff Attorney, visited and I enjoyed getting to know them. I have talked to many of the staff at the Division of Elections in Nashville and they have been very helpful.
- I met with the Budget Division and we reviewed budget and policy.

- We met with Tom Needham, Public Works Director, and Tom Moss, Administrator of Support Services and Clifford Norville, Facilities regarding our space needs. They would like to move us out of the space at 150 Washington but the space they have proposed is not adequate, nor is there sufficient space here at the Operations Center. I will keep you updated.
- I am meeting with HR next week to get an overview of their process.
- Joe and I, along with several of you, will be attending TACEO from June 19 through June 22.

Machine Minutes Per Voter in March PPP with 1 Machine/500 Voters



Current Registered Voters

Current Policy

Linda's Best Estimates

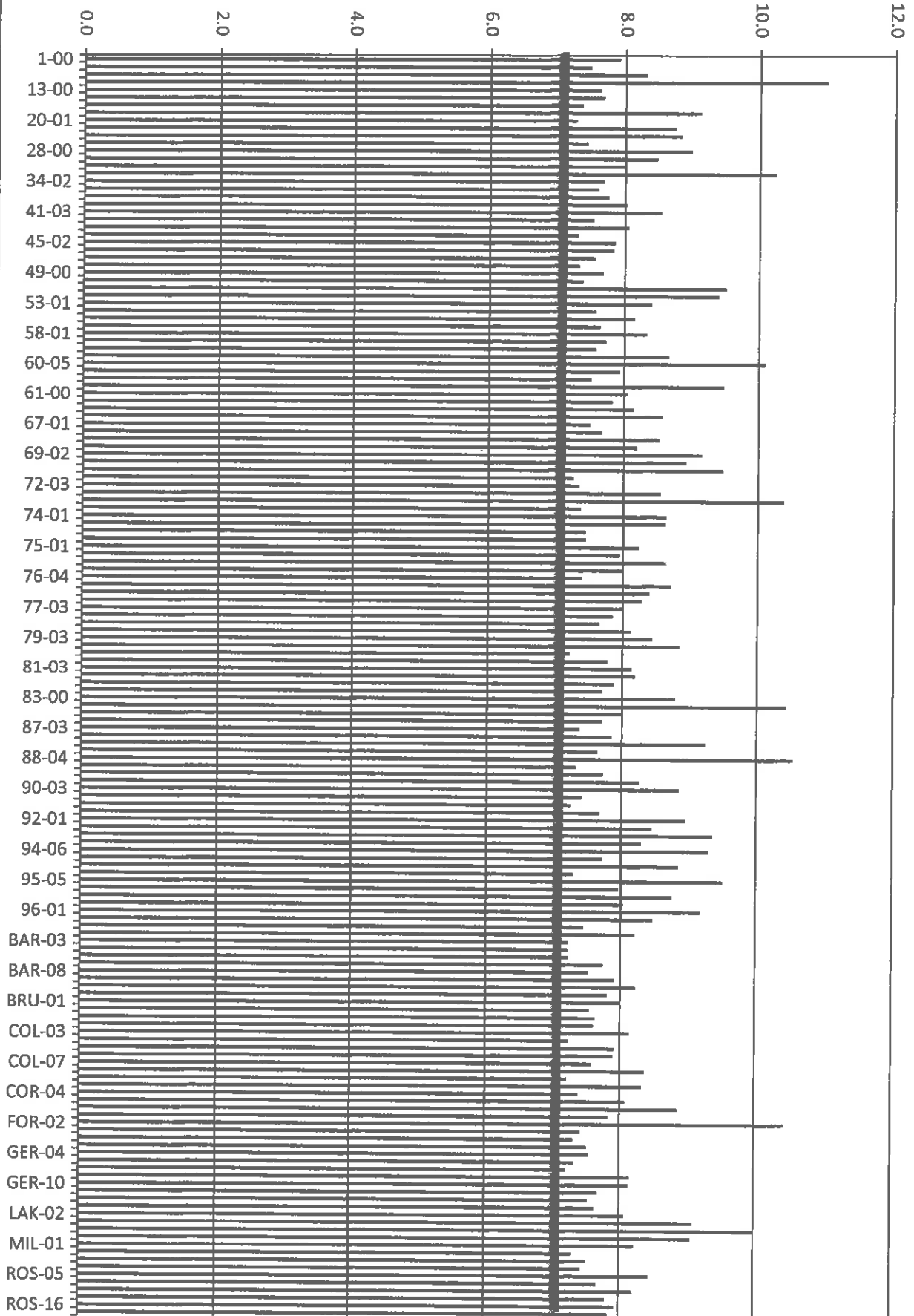
| Sort Column | Precinct | Polling Place | Active | Inactive | Total | 2012 Election Day Voters | 2014 Election Day Voters | Non ED Voting | 2016 PPP Election Day Voters | Machines per 500 Registered Voter | Machines Minutes Per Voter | Machine Minutes Per PPP Day Voter | 2012 ED Turnout | 2014 ED Turnout | 2016 ED Turnout Est | Estimated ED Voters of Active Voters | Missed Machines | Minutes of Voting Time Available per Est Voter | Change from 500 STD |
|-------------|----------|------------------------|--------|----------|-------|--------------------------|--------------------------|---------------|------------------------------|-----------------------------------|----------------------------|-----------------------------------|-----------------|-----------------|---------------------|--------------------------------------|-----------------|--|---------------------|
| 1 | 1-00 | GREENLAW COMMUNITY | 4245 | 1295 | 5540 | 904 | 451 | 55,395 | 831 | 11 | 1,430 | 9,531 | 7.0% | 10.2% | 15% | 637 | 7 | 7.9 | -4.0 |
| 2 | 2-00 | PROGRESSIVE M B CHUR | 3206 | 1042 | 4248 | 251 | 294 | 61,675 | 637 | 6 | 1,396 | 9,046 | 6.9% | 9.2% | 15% | 481 | 5 | 7.2 | -3.0 |
| 3 | 11-00 | MT NEBO BAPTIST CHUR | 2186 | 404 | 2589 | 224 | 145 | 61,444 | 308 | 6 | 1,401 | 11,673 | 6.6% | 6.7% | 12% | 260 | 3 | 8.3 | -2.0 |
| 4 | 12-00 | MEMPHIS HEALTH CARE | 870 | 115 | 985 | 107 | 67 | 80,816 | 148 | 2 | 1,482 | 9,718 | 9.9% | 10.0% | 15% | 131 | 2 | 11.0 | 0.0 |
| 5 | 13-00 | GASTON COMMUNITY CE | 1888 | 370 | 2258 | 244 | 196 | 47,876 | 339 | 6 | 1,394 | 10,823 | 9.4% | 10.4% | 15% | 263 | 3 | 7.6 | -2.0 |
| 6 | 16-01 | CENTRAL CHRISTIAN CH | 3370 | 596 | 3966 | 793 | 673 | 47,303 | 992 | 8 | 1,452 | 5,908 | 18.8% | 20.0% | 25% | 843 | 9 | 7.7 | 1.0 |
| 7 | 16-03 | MISSISSIPPI BLVD. CHUF | 2608 | 486 | 3104 | 336 | 279 | 63,916 | 468 | 6 | 1,392 | 9,218 | 10.6% | 10.7% | 15% | 391 | 4 | 7.4 | -2.0 |
| 8 | 17-00 | MEMPHIS LEADERSHIP F | 1580 | 385 | 1965 | 172 | 155 | 59,566 | 295 | 4 | 1,468 | 9,773 | 8.3% | 8.8% | 15% | 237 | 3 | 9.1 | -1.0 |
| 9 | 20-01 | TRINITY UNITED METHOI | 2769 | 399 | 3168 | 590 | 524 | 50,143 | 792 | 6 | 1,364 | 5,455 | 17.5% | 18.9% | 25% | 682 | 7 | 7.3 | 1.0 |
| 10 | 20-03 | LEWIS CENTER | 3435 | 756 | 4191 | 315 | 271 | 60,615 | 503 | 8 | 1,374 | 11,453 | 7.0% | 7.9% | 12% | 412 | 5 | 6.7 | -3.0 |
| 11 | 21-00 | DAVE WELLS COMMUNIT | 2720 | 540 | 3260 | 397 | 260 | 57,723 | 489 | 6 | 1,325 | 8,833 | 9.8% | 9.8% | 15% | 408 | 6 | 8.8 | -1.0 |
| 12 | 26-00 | UNION VALLEY BAPTIST | 2583 | 394 | 2987 | 351 | 260 | 57,253 | 445 | 6 | 1,456 | 8,703 | 10.3% | 10.8% | 15% | 387 | 4 | 7.4 | -2.0 |
| 13 | 28-00 | BOARD OF EDUCATION | 1605 | 450 | 2055 | 285 | 275 | 49,311 | 514 | 4 | 1,401 | 5,603 | 13.9% | 17.1% | 25% | 401 | 4 | 9.0 | 1.0 |
| 14 | 31-02 | ROZELLE ELEM SCHOOL | 2124 | 345 | 2469 | 333 | 312 | 61,431 | 494 | 5 | 1,458 | 7,243 | 12.0% | 14.7% | 20% | 425 | 5 | 6.5 | 0.0 |
| 15 | 31-04 | GLENVIEW COMMUNITY | 2398 | 431 | 2829 | 330 | 305 | 51,323 | 424 | 6 | 1,327 | 10,181 | 10.5% | 12.7% | 15% | 360 | 4 | 8.0 | -2.0 |
| 16 | 33-00 | CARITAS COMMUNITY | 844 | 128 | 972 | 130 | 140 | 38,083 | 243 | 2 | 1,481 | 5,923 | 13.3% | 16.8% | 25% | 211 | 3 | 10.2 | 1.0 |
| 17 | 34-02 | CHRIST MISSIONARY BAI | 1874 | 327 | 2201 | 259 | 207 | 51,753 | 330 | 5 | 1,636 | 10,901 | 8.6% | 11.0% | 15% | 281 | 3 | 7.7 | -2.0 |
| 18 | 36-01 | OPEN DOOR BIBLE CHUF | 2271 | 444 | 2715 | 548 | 482 | 44,343 | 679 | 5 | 1,326 | 5,301 | 18.4% | 21.2% | 25% | 568 | 6 | 7.5 | 1.0 |
| 19 | 36-02 | PEACE LUTHERAN CHUF | 2318 | 415 | 2734 | 509 | 361 | 51,386 | 547 | 5 | 1,317 | 6,564 | 16.6% | 16.4% | 20% | 464 | 3 | 7.5 | 0.0 |
| 20 | 37-00 | FIRST BAPTIST CHURCH | 2394 | 972 | 3366 | 371 | 272 | 44,033 | 505 | 6 | 1,283 | 8,553 | 9.7% | 11.4% | 15% | 359 | 4 | 8.0 | -2.0 |
| 21 | 41-03 | SPRINGDALE BAPTIST CI | 2810 | 421 | 3231 | 442 | 312 | 57,283 | 485 | 7 | 1,360 | 10,333 | 11.7% | 11.1% | 15% | 422 | 5 | 8.5 | -2.0 |
| 22 | 42-01 | HOLLYWOOD COMMUNIT | 2867 | 490 | 3357 | 503 | 396 | 40,343 | 671 | 7 | 1,501 | 7,801 | 11.8% | 13.8% | 20% | 573 | 6 | 7.5 | -1.0 |
| 23 | 44-01 | ST MICHAEL SCHOOL | 3128 | 756 | 3885 | 351 | 431 | 61,283 | 777 | 7 | 1,207 | 6,461 | 9.3% | 13.8% | 20% | 626 | 7 | 8.1 | 0.6 |
| 24 | 44-05 | LESTER COMMUNITY CE | 2627 | 368 | 2995 | 277 | 200 | 64,776 | 449 | 8 | 1,442 | 9,666 | 8.8% | 9.8% | 15% | 394 | 4 | 7.3 | -2.0 |
| 25 | 45-02 | MESSICK CAREER ADUL | 3667 | 700 | 4367 | 503 | 432 | 58,300 | 655 | 9 | 1,484 | 9,923 | 10.4% | 11.8% | 15% | 550 | 6 | 7.9 | -3.0 |
| 26 | 45-04 | DAVIS COMMUNITY CENT | 4133 | 876 | 5009 | 632 | 646 | 55,296 | 1002 | 10 | 1,437 | 7,183 | 12.1% | 15.6% | 20% | 827 | 9 | 7.6 | -1.0 |
| 27 | 48-02 | MEMPHIS BOTANIC GARI | 3331 | 855 | 4186 | 472 | 508 | 49,353 | 837 | 8 | 1,376 | 6,983 | 10.3% | 15.3% | 20% | 666 | 7 | 7.3 | -2.0 |
| 28 | 47-00 | BETHEL GROVE ELEM SC | 3270 | 433 | 3703 | 412 | 352 | 54,236 | 555 | 7 | 1,361 | 9,073 | 9.5% | 10.8% | 15% | 491 | 5 | 7.3 | -2.0 |
| 29 | 49-00 | PINE HILL COMMUNITY C | 3125 | 369 | 3494 | 436 | 379 | 57,224 | 524 | 7 | 1,442 | 8,063 | 10.8% | 12.1% | 15% | 469 | 6 | 7.7 | -2.0 |
| 30 | 50-01 | RIVERVIEW COMMUNITY | 1298 | 163 | 1461 | 190 | 123 | 65,743 | 219 | 3 | 1,478 | 9,958 | 11.1% | 9.5% | 15% | 195 | 2 | 7.4 | -1.0 |
| 31 | 50-02 | MT ZION BAPTIST CHUR | 2524 | 418 | 2942 | 295 | 208 | 64,203 | 353 | 6 | 1,468 | 12,237 | 7.8% | 8.2% | 12% | 303 | 4 | 9.4 | -1.0 |
| 32 | 52-01 | GREATER GALATIAN MB | 1536 | 309 | 1845 | 255 | 189 | 59,003 | 277 | 4 | 1,561 | 10,407 | 12.2% | 12.3% | 15% | 230 | 3 | 9.4 | -1.0 |
| 33 | 53-01 | ST STEPHEN'S UNITED M | 2858 | 600 | 3458 | 333 | 300 | 49,413 | 519 | 7 | 1,457 | 9,717 | 8.7% | 10.5% | 15% | 429 | 6 | 6.4 | -2.0 |
| 34 | 54-00 | GAISHMAN PARK COMMU | 3801 | 832 | 4633 | 483 | 448 | 55,823 | 695 | 9 | 1,399 | 9,324 | 9.1% | 11.8% | 15% | 570 | 8 | 7.6 | -3.0 |

| | | | | | | | | | | | | | | | | | |
|----|-------|------------------------|------|------|------|------|-----|--------|------|----|-------|--------|-------|-------|-----|------|------|
| 35 | 55-02 | EVANGEL CHURCH | 2828 | 401 | 3229 | 596 | 568 | 54.70% | 807 | 6 | 1,338 | 5,352 | 19.0% | 20.6% | 25% | 707 | 2.0 |
| 36 | 57-00 | SECOND BAPTIST CHURCH | 4084 | 480 | 4544 | 1213 | 722 | 62.92% | 1963 | 9 | 1,426 | 4,794 | 27.3% | 17.7% | 30% | 1225 | 4.0 |
| 37 | 58-01 | FREEDOM'S CHAPEL CH | 2593 | 433 | 3026 | 342 | 340 | 48.80% | 605 | 6 | 1,428 | 7,138 | 10.3% | 13.1% | 20% | 519 | 0.0 |
| 38 | 58-04 | SOUTH PARK ELEM SCH | 3108 | 614 | 3722 | 309 | 298 | 48.62% | 568 | 8 | 1,548 | 10,317 | 7.2% | 9.6% | 15% | 486 | -3.0 |
| 39 | 59-05 | CHEROKEE BRANCH LIB | 3325 | 576 | 3901 | 472 | 483 | 50.81% | 780 | 8 | 1,477 | 7,383 | 11.2% | 14.5% | 20% | 865 | -1.0 |
| 40 | 60-03 | NORRIS AVE BAPTIST CH | 2078 | 298 | 2376 | 328 | 337 | 50.07% | 475 | 5 | 1,515 | 7,576 | 12.6% | 16.2% | 20% | 416 | 0.0 |
| 41 | 60-05 | OAKHAVEN HIGH SCHOC | 1428 | 284 | 1712 | 167 | 189 | 38.10% | 257 | 3 | 1,262 | 8,411 | 8.0% | 11.8% | 15% | 214 | 0.0 |
| 42 | 60-06 | DIVINE LIFE CHURCH | 1816 | 486 | 2302 | 175 | 280 | 45.53% | 460 | 5 | 1,584 | 7,819 | 11.4% | 15.4% | 20% | 363 | -1.0 |
| 43 | 60-07 | EASTHAVEN CHURCH OF | 3833 | 539 | 4372 | 494 | 484 | 48.67% | 656 | 9 | 1,482 | 9,891 | 9.9% | 12.1% | 15% | 575 | -3.0 |
| 44 | 60-09 | NEW FRIENDSHIP MB CH | 2024 | 630 | 2654 | 296 | 242 | 38.06% | 388 | 5 | 1,956 | 9,043 | 9.6% | 12.0% | 15% | 304 | -1.0 |
| 45 | 61-00 | ORANGE MOUND SENIOR | 1781 | 369 | 2180 | 273 | 252 | 44.98% | 432 | 4 | 1,333 | 6,667 | 10.5% | 14.1% | 20% | 358 | 0.0 |
| 46 | 62-00 | NORTH AREA OFFICE-GF | 1841 | 439 | 2280 | 219 | 197 | 43.67% | 342 | 4 | 1,263 | 8,424 | 8.4% | 10.7% | 15% | 276 | -1.0 |
| 47 | 64-00 | WHITE STATION MIDDLE | 2681 | 332 | 3163 | 534 | 509 | 55.47% | 781 | 6 | 1,366 | 5,463 | 16.5% | 18.0% | 25% | 708 | 2.0 |
| 48 | 66-00 | MARION HALL COMMUNI | 3359 | 641 | 4000 | 464 | 428 | 58.45% | 600 | 9 | 1,620 | 10,800 | 10.9% | 12.7% | 15% | 504 | -3.0 |
| 49 | 67-01 | MCHWERTER SENIOR CI | 2686 | 510 | 3196 | 509 | 482 | 50.87% | 799 | 6 | 1,362 | 5,407 | 14.8% | 17.9% | 25% | 672 | 1.0 |
| 50 | 67-03 | COLONIAL PARK UNITED | 1877 | 208 | 2083 | 345 | 345 | 55.71% | 521 | 4 | 1,383 | 5,839 | 16.2% | 18.4% | 25% | 468 | 1.0 |
| 51 | 68-01 | WHITE STATION MIDDLE | 2027 | 228 | 2256 | 356 | 368 | 51.96% | 554 | 4 | 1,277 | 5,108 | 14.8% | 18.2% | 25% | 507 | 2.0 |
| 52 | 68-03 | SHADY GROVE ELEM SC | 2810 | 296 | 3106 | 575 | 507 | 59.88% | 777 | 6 | 1,391 | 5,568 | 18.2% | 18.0% | 25% | 703 | 2.0 |
| 53 | 69-02 | WORD OF LIFE SDA CHU | 1571 | 487 | 2058 | 170 | 187 | 36.48% | 306 | 4 | 1,413 | 9,421 | 6.8% | 11.9% | 15% | 236 | -1.0 |
| 54 | 70-01 | MARTIN LUTHER KING H. | 2689 | 453 | 3142 | 96 | 232 | 54.06% | 377 | 6 | 1,375 | 11,458 | 6.7% | 8.6% | 12% | 323 | -2.0 |
| 55 | 70-02 | ED RICE COMMUNITY CE | 2530 | 618 | 3148 | 245 | 207 | 50.95% | 378 | 6 | 1,372 | 11,436 | 6.7% | 8.2% | 12% | 304 | -2.0 |
| 56 | 71-04 | BELLEVEUE FRAYSER BAI | 3988 | 1061 | 5028 | 387 | 373 | 58.87% | 754 | 10 | 1,432 | 9,645 | 7.0% | 9.4% | 15% | 595 | -4.0 |
| 57 | 72-03 | NORTH FRAYSER COMM | 3266 | 501 | 3767 | 254 | 275 | 62.53% | 452 | 8 | 1,529 | 12,743 | 7.7% | 8.4% | 12% | 392 | -4.0 |
| 58 | 72-07 | GRANDVIEW HEIGHTS M | 2807 | 338 | 3145 | 395 | 242 | 70.77% | 377 | 8 | 1,374 | 11,444 | 11.5% | 8.6% | 12% | 337 | -2.0 |
| 59 | 73-01 | PARKWAY VILLAGE CHU | 1737 | 630 | 2367 | 137 | 123 | 56.07% | 284 | 5 | 1,521 | 12,674 | 4.8% | 7.1% | 12% | 208 | -2.0 |
| 60 | 73-03 | SHEFFIELD HIGH SCHOC | 3260 | 819 | 3879 | 235 | 252 | 57.63% | 465 | 8 | 1,486 | 12,374 | 5.6% | 7.7% | 12% | 391 | -4.0 |
| 61 | 74-01 | BREATH OF LIFE SDA CH | 3478 | 613 | 4289 | 324 | 302 | 60.37% | 515 | 8 | 1,343 | 11,191 | 7.4% | 8.7% | 15% | 417 | -3.0 |
| 62 | 74-02 | WOODDALE MIDDLE SCH | 3338 | 541 | 3879 | 361 | 302 | 65.64% | 582 | 8 | 1,465 | 9,893 | 8.7% | 9.0% | 15% | 501 | -2.0 |
| 63 | 74-05 | MCFARLAND COMMUNIT | 2580 | 338 | 2918 | 251 | 284 | 60.98% | 438 | 6 | 1,480 | 9,871 | 8.1% | 9.8% | 15% | 387 | -2.0 |
| 64 | 74-09 | GREATER HARVEST COC | 2414 | 499 | 2913 | 238 | 201 | 55.33% | 350 | 6 | 1,493 | 12,363 | 7.1% | 8.3% | 12% | 280 | -3.0 |
| 65 | 75-01 | MITCHELL ROAD COMM | 2336 | 255 | 2591 | 227 | 231 | 58.75% | 389 | 5 | 1,359 | 9,263 | 7.2% | 9.9% | 15% | 350 | -1.0 |
| 66 | 75-06 | WESTWOOD COMMUNIT | 4228 | 624 | 4852 | 542 | 460 | 61.08% | 728 | 10 | 1,484 | 9,893 | 9.9% | 10.9% | 15% | 634 | -3.0 |
| 67 | 75-07 | MOUNT PISGAH BAPTIST | 3471 | 610 | 4081 | 379 | 304 | 65.02% | 490 | 8 | 1,471 | 11,365 | 7.5% | 8.8% | 12% | 417 | -3.0 |
| 68 | 75-11 | GEETER MIDDLE SCHOO | 3597 | 399 | 3996 | 551 | 409 | 65.10% | 599 | 8 | 1,441 | 8,510 | 12.8% | 11.4% | 15% | 540 | -2.0 |
| 69 | 76-04 | CHRIST UNITED BAPTIST | 2434 | 232 | 2686 | 373 | 359 | 60.99% | 533 | 5 | 1,350 | 8,782 | 12.1% | 13.9% | 20% | 487 | 0.0 |
| 70 | 76-05 | MANOR LAKE ELEM SCH | 2206 | 288 | 2494 | 243 | 226 | 59.98% | 374 | 5 | 1,443 | 9,623 | 8.8% | 10.2% | 15% | 331 | -1.0 |
| 71 | 76-06 | GREATER FAITH TABERN | 3432 | 541 | 3973 | 480 | 364 | 64.63% | 596 | 8 | 1,450 | 9,665 | 10.0% | 10.8% | 15% | 515 | -2.0 |
| 72 | 77-01 | UNITY CHRISTIAN CHURCH | 3482 | 442 | 3924 | 485 | 425 | 65.95% | 589 | 8 | 1,468 | 9,785 | 11.1% | 12.2% | 15% | 522 | -2.0 |
| 73 | 77-03 | ROBERT R CHURCH SCH | 2701 | 363 | 3064 | 316 | 379 | 63.10% | 613 | 6 | 1,410 | 7,060 | 8.9% | 14.0% | 20% | 540 | 0.0 |
| 74 | 78-03 | WINCHESTER ELEM SCH | 3080 | 725 | 3785 | 382 | 222 | 62.75% | 454 | 7 | 1,382 | 11,096 | 6.8% | 7.3% | 12% | 367 | -3.0 |
| 75 | 79-01 | WHITEHAVEN COMMUNI | 3913 | 1285 | 5198 | 383 | 319 | 39.61% | 624 | 10 | 1,365 | 11,643 | 7.4% | 8.2% | 12% | 470 | -5.0 |
| 76 | 79-02 | HAVENVIEW MIDDLE SCI | 2659 | 254 | 2913 | 453 | 378 | 61.82% | 583 | 8 | 1,483 | 7,415 | 14.1% | 14.2% | 20% | 532 | 0.0 |
| 77 | 79-03 | HOLMES ROAD CHURCH | 3412 | 456 | 3868 | 476 | 422 | 56.27% | 560 | 8 | 1,489 | 9,920 | 10.6% | 12.4% | 15% | 512 | 0.0 |
| 78 | 79-07 | OAKSHIRE ELEM SCHOC | 2174 | 333 | 2507 | 250 | 224 | 64.81% | 376 | 5 | 1,438 | 9,573 | 9.4% | 10.3% | 15% | 326 | -1.0 |
| 79 | 80-02 | OPERA MEMPHIS | 3162 | 560 | 3742 | 507 | 468 | 59.09% | 936 | 8 | 1,539 | 6,167 | 14.9% | 14.7% | 25% | 798 | 0.0 |
| 80 | 81-01 | CHRISTIAN BROTHERS I | 2982 | 594 | 3556 | 468 | 358 | 63.58% | 889 | 8 | 1,620 | 6,479 | 11.6% | 12.1% | 25% | 741 | 0.0 |

| | | | | | | | | | | | | | | | | |
|------------|------------------------|------|------|------|------|-----|--------|------|----|------|-------|-------|-------|-----|------|------|
| 81 81-03 | RIDGEWAY MIDDLE SCH | 2830 | 255 | 3085 | 630 | 454 | 59.03% | 771 | 6 | 1300 | 5601 | 20.8% | 16.0% | 25% | 708 | 2.0 |
| 82 81-05 | SOUTH WOODS BAPTIST | 2202 | 517 | 2719 | 305 | 308 | 51.03% | 544 | 6 | 1324 | 6820 | 11.5% | 14.0% | 20% | 440 | 0.0 |
| 83 81-07 | BALMORAL PRESBYTERI | 4115 | 949 | 5064 | 668 | 650 | 47.54% | 1013 | 10 | 1322 | 7109 | 13.6% | 15.8% | 20% | 823 | -1.0 |
| 84 82-02 | LAKE SHORES COMMUN | 935 | 125 | 1060 | 158 | 122 | 48.85% | 212 | 2 | 1358 | 6792 | 13.0% | 13.0% | 20% | 187 | 0.0 |
| 85 83-00 | THOMAS CHAPEL BAPTIS | 1096 | 286 | 1382 | 115 | 106 | 50.23% | 207 | 3 | 1363 | 10420 | 8.0% | 9.7% | 15% | 164 | -1.0 |
| 86 84-02 | HOLY CHURCH OF MEI | 920 | 119 | 1039 | 114 | 106 | 58.91% | 158 | 3 | 1386 | 9240 | 10.2% | 11.5% | 15% | 138 | 0.0 |
| 87 86-00 | RALEIGH COMMUNITY CI | 3591 | 584 | 4175 | 380 | 328 | 61.99% | 626 | 6 | 1335 | 6898 | 8.1% | 9.1% | 15% | 539 | 0.0 |
| 88 87-02 | MESSIAH LUTHERAN CHI | 2491 | 358 | 2879 | 236 | 236 | 57.01% | 432 | 6 | 1501 | 10003 | 9.5% | 9.5% | 15% | 374 | -2.0 |
| 89 87-03 | HOLY NATION MINISTRIE | 3908 | 753 | 2659 | 502 | 424 | 59.92% | 1165 | 8 | 1236 | 4945 | 10.7% | 10.9% | 25% | 977 | 2.0 |
| 90 87-04 | ST STEPHEN BAPTIST CI | 2586 | 413 | 2979 | 239 | 231 | 61.18% | 745 | 6 | 1450 | 5801 | 9.0% | 9.0% | 25% | 642 | 1.0 |
| 91 88-02 | RYLEIGH BARTLETT MEI | 1558 | 183 | 1741 | 239 | 183 | 58.31% | 281 | 3 | 1241 | 8271 | 13.4% | 11.7% | 15% | 234 | 0.0 |
| 92 88-03 | SACAMORE VIEW CHURC | 3144 | 834 | 3978 | 276 | 259 | 53.93% | 477 | 7 | 1448 | 12068 | 7.1% | 8.2% | 12% | 377 | -4.0 |
| 93 88-04 | JUBILEE CHURCH OF GC | 1709 | 580 | 2289 | 144 | 137 | 52.10% | 278 | 4 | 1253 | 10439 | 6.0% | 8.0% | 12% | 205 | -1.0 |
| 94 89-01 | IMMANUEL LUTHERAN C | 1969 | 525 | 2494 | 202 | 218 | 45.44% | 374 | 4 | 1355 | 7698 | 7.9% | 11.1% | 15% | 295 | -1.0 |
| 95 89-02 | WHITTEN MEMORIAL BAI | 2484 | 820 | 3304 | 278 | 223 | 45.34% | 496 | 7 | 1525 | 10165 | 8.3% | 9.0% | 15% | 373 | -3.0 |
| 96 90-02 | FRAYSER RALEIGH SENI | 3633 | 664 | 4297 | 343 | 300 | 52.15% | 516 | 9 | 1598 | 12667 | 7.2% | 8.3% | 12% | 438 | -4.0 |
| 97 90-03 | SPRINGHILL BAPTIST CH | 2714 | 585 | 3299 | 322 | 248 | 58.74% | 485 | 7 | 1528 | 10185 | 9.0% | 9.1% | 15% | 407 | -2.0 |
| 98 91-01 | CORDOVA COMMUNITY C | 3889 | 804 | 4693 | 444 | 394 | 56.42% | 704 | 9 | 1381 | 9205 | 9.4% | 10.1% | 15% | 583 | -3.0 |
| 99 91-02 | BERT FERGUSON COMM | 3314 | 694 | 4008 | 447 | 393 | 54.98% | 601 | 9 | 1617 | 10778 | 10.8% | 11.9% | 15% | 497 | -4.0 |
| 100 91-04 | HOPE PRESBYTERIAN CI | 3751 | 648 | 4400 | 447 | 455 | 55.30% | 1100 | 9 | 1473 | 6391 | 12.1% | 12.1% | 25% | 938 | 1.0 |
| 101 92-01 | HICKORY RIDGE ELEM S | 1338 | 254 | 1592 | 134 | 101 | 63.41% | 191 | 3 | 1357 | 11307 | 7.2% | 7.5% | 12% | 161 | -1.0 |
| 102 93-01 | RIDGEWAY ASSEMBLY C | 2842 | 711 | 3553 | 278 | 95 | 74.73% | 428 | 7 | 1418 | 11821 | 7.2% | 3.3% | 12% | 341 | -3.0 |
| 103 93-03 | HICKORY HILL COMMUNI | 2569 | 748 | 3317 | 108 | 161 | 44.86% | 398 | 6 | 1302 | 10853 | 3.3% | 6.3% | 12% | 308 | -2.0 |
| 104 94-03 | SOLID ROCK CHRISTIAN | 3473 | 841 | 4314 | 374 | 335 | 59.64% | 647 | 5 | 1335 | 8901 | 8.2% | 9.6% | 15% | 521 | -2.0 |
| 105 94-06 | NEW BEGINNINGS COMM | 2067 | 356 | 2423 | 210 | 191 | 52.98% | 363 | 8 | 1496 | 9805 | 8.0% | 9.2% | 15% | 310 | -1.0 |
| 106 94-07 | SOUL WINNERS BAPTIST | 4353 | 1048 | 5401 | 450 | 468 | 52.00% | 810 | 11 | 1466 | 9775 | 7.7% | 10.8% | 15% | 653 | -4.0 |
| 107 94-08 | GERMANSHIRE ELEM SC | 2716 | 416 | 3132 | 356 | 295 | 58.45% | 470 | 6 | 1379 | 8195 | 10.7% | 10.9% | 15% | 407 | -1.0 |
| 108 95-01 | OAK GROVE MISSIONAR | 3293 | 700 | 3993 | 326 | 331 | 50.96% | 599 | 8 | 1443 | 9567 | 7.6% | 10.1% | 15% | 494 | -3.0 |
| 109 95-05 | ST LUKE LUTHERAN (FE | 2628 | 543 | 3071 | 398 | 219 | 61.78% | 369 | 6 | 1407 | 11725 | 12.5% | 8.7% | 12% | 303 | -2.0 |
| 110 95-06 | BRIARWOOD BAPTIST CI | 2411 | 815 | 3226 | 208 | 219 | 61.78% | 484 | 7 | 1562 | 10415 | 7.2% | 9.1% | 15% | 362 | -3.0 |
| 111 95-07 | EPISCOPAL CHURCH OF | 2195 | 690 | 2885 | 240 | 228 | 53.88% | 433 | 6 | 1407 | 9988 | 8.3% | 10.3% | 15% | 329 | -2.0 |
| 112 95-08 | CORDOVA HIGH SCHOOL | 3585 | 664 | 4249 | 405 | 418 | 56.53% | 637 | 9 | 1525 | 10167 | 9.4% | 11.6% | 15% | 538 | -3.0 |
| 113 96-01 | CALVARY CHURCH OF TI | 2614 | 856 | 3270 | 190 | 221 | 57.74% | 392 | 6 | 1321 | 11909 | 6.8% | 8.5% | 12% | 314 | -2.0 |
| 114 96-02 | CHIMNEYROCK ELEM SC | 3397 | 747 | 4144 | 190 | 395 | 52.82% | 822 | 7 | 1218 | 8108 | 11.3% | 11.3% | 15% | 510 | -1.0 |
| 115 ARL-01 | ARLINGTON UNITED MET | 4611 | 537 | 5048 | 1131 | 585 | 43.91% | 1514 | 10 | 1428 | 4784 | 26.7% | 13.0% | 30% | 1353 | 4.0 |
| 116 ARL-02 | ARLINGTON MIDDLE SCH | 2457 | 348 | 2805 | 658 | 315 | 46.15% | 701 | 6 | 1540 | 6160 | 23.8% | 12.2% | 25% | 614 | 1.0 |
| 117 BAR-03 | ALTRURIA ELEM SCHOOL | 2790 | 259 | 3049 | 705 | 397 | 57.49% | 762 | 6 | 1417 | 5667 | 21.7% | 14.2% | 25% | 688 | 1.0 |
| 118 BAR-04 | ELLEDALE ELEM SCH | 3990 | 423 | 4413 | 788 | 471 | 52.62% | 1103 | 9 | 1468 | 5874 | 18.0% | 11.8% | 25% | 998 | 1.0 |
| 119 BAR-05 | ELLEDALE CHURCH OF | 3694 | 367 | 3961 | 796 | 544 | 44.60% | 988 | 8 | 1458 | 5831 | 20.8% | 15.2% | 25% | 896 | 1.0 |
| 120 BAR-06 | BARTLETT UNITED MET- | 2976 | 365 | 3342 | 565 | 346 | 56.91% | 836 | 7 | 1568 | 6032 | 15.6% | 11.6% | 25% | 744 | 1.0 |
| 121 BAR-08 | CHRIST CHURCH | 4562 | 596 | 5158 | 950 | 619 | 54.28% | 1287 | 10 | 1368 | 5351 | 18.8% | 13.5% | 25% | 1148 | 2.0 |
| 122 BAR-09 | ST ANN CATHOLIC CHUR | 3643 | 577 | 4170 | 839 | 465 | 58.17% | 1043 | 8 | 1381 | 5525 | 19.7% | 12.8% | 25% | 911 | 2.0 |
| 123 BAR-11 | SINGLETON COMMUNITY | 2450 | 235 | 2685 | 625 | 416 | 48.98% | 671 | 5 | 1341 | 5363 | 22.4% | 17.0% | 25% | 613 | 2.0 |
| 124 BAR-13 | RIVERCREST ELEM SCHI | 4058 | 665 | 4723 | 690 | 489 | 55.06% | 1181 | 9 | 1372 | 5488 | 15.3% | 12.1% | 25% | 1015 | 2.0 |
| 125 BRU-01 | ST PHILIP EPISCOPAL CI | 2159 | 237 | 2396 | 549 | 346 | 52.28% | 599 | 5 | 1503 | 6010 | 22.5% | 18.0% | 25% | 540 | 1.0 |
| 126 BRU-02 | BARTLETT WOODS CHUR | 3618 | 450 | 4068 | 710 | 495 | 50.10% | 1067 | 8 | 1950 | 5401 | 17.9% | 13.0% | 25% | 954 | 2.0 |

| | | | | | | | | | | | | | | | | | | | | | | | | | | |
|--------|--------|------------------------|------|-----|------|------|-----|--------|------|----|-------|--------|-------|-------|-----|------|---------|--------|---------|--------|--------|---------|-------|--------|-----|--------|
| 127 | COL-01 | COLLIERVILLE ELEM SCH | 4151 | 576 | 4727 | 661 | 466 | 36.00% | 1182 | 10 | 1523 | 6083 | 17.9% | 11.9% | 25% | 1038 | 11 | 7.0 | 1.0 | | | | | | | |
| 128 | COL-02 | YMCA AT SCHILLING FAF | 3683 | 644 | 4327 | 513 | 264 | 62.34% | 779 | 9 | 1498 | 8,320 | 12.8% | 7.2% | 18% | 863 | 7 | 7.6 | -2.0 | | | | | | | |
| 129 | COL-03 | COLLIERVILLE CHURCH | 3442 | 427 | 3669 | 546 | 327 | 61.93% | 696 | 9 | 1,675 | 9,305 | 14.6% | 9.5% | 18% | 620 | 7 | 8.1 | -2.0 | | | | | | | |
| 130 | COL-04 | COLLIERVILLE CHRISTIA | 3582 | 525 | 4107 | 734 | 409 | 59.59% | 1027 | 9 | 1,578 | 6,311 | 18.6% | 11.4% | 25% | 898 | 9 | 7.2 | 0.0 | | | | | | | |
| 131 | COL-05 | COLLIERVILLE PRESBYT | 2183 | 265 | 2448 | 565 | 287 | 49.11% | 612 | 5 | 1,471 | 5,862 | 21.5% | 13.1% | 25% | 546 | 6 | 7.9 | 1.0 | | | | | | | |
| 132 | COL-06 | COVENANT BAPTIST CHH | 2919 | 491 | 3410 | 605 | 345 | 55.08% | 853 | 7 | 1,478 | 5,912 | 16.8% | 11.8% | 25% | 730 | 8 | 7.9 | 1.0 | | | | | | | |
| 133 | COL-07 | SYCAMORE ELEMENTAR | 3040 | 549 | 3589 | 567 | 311 | 53.79% | 897 | 7 | 1,404 | 5,817 | 18.1% | 10.2% | 25% | 780 | 8 | 7.6 | 1.0 | | | | | | | |
| 134 | COL-08 | COLLIERVILLE BIBLE CH | 2067 | 359 | 2426 | 412 | 234 | 61.69% | 607 | 5 | 1,484 | 5,996 | 19.0% | 11.3% | 25% | 517 | 6 | 8.4 | 1.0 | | | | | | | |
| 135 | COL-09 | NEW SHELBY MISSION | 3328 | 471 | 3799 | 434 | 264 | 69.03% | 684 | 7 | 1,327 | 7,370 | 13.5% | 7.9% | 18% | 599 | 6 | 7.2 | -1.0 | | | | | | | |
| 136 | COR-03 | MEMPHIS JEWISH HOME | 4040 | 626 | 4666 | 575 | 512 | 53.71% | 700 | 9 | 1,388 | 9,258 | 13.4% | 12.7% | 15% | 608 | 7 | 8.3 | -2.0 | | | | | | | |
| 137 | COR-04 | DEXTER MIDDLE SCHOO | 1622 | 441 | 2063 | 137 | 131 | 70.63% | 248 | 4 | 1,396 | 11,634 | 5.6% | 8.1% | 12% | 195 | 2 | 7.4 | -2.0 | | | | | | | |
| 138 | COR-05 | SPIRIT LIFE WORSHIP CI | 2974 | 579 | 3553 | 333 | 328 | 47.44% | 533 | 7 | 1,419 | 9,467 | 9.1% | 11.0% | 15% | 446 | 0 | 8.1 | -2.0 | | | | | | | |
| 139 | EAD00 | FISHERVILLE CIVIC CLJF | 1626 | 155 | 1781 | 334 | 311 | 41.76% | 440 | 3 | 1,227 | 4,908 | 18.6% | 19.1% | 25% | 407 | 5 | 8.0 | 2.0 | | | | | | | |
| 140 | FOR-01 | HARVEST CHURCH | 2206 | 608 | 2714 | 305 | 274 | 59.47% | 679 | 5 | 1,328 | 5,306 | 11.9% | 12.4% | 25% | 552 | 6 | 7.6 | 1.0 | | | | | | | |
| 141 | FOR-02 | SOUTHWIND ELEM SCHC | 1152 | 264 | 1406 | 115 | 109 | 89.77% | 253 | 3 | 1,538 | 8,535 | 8.5% | 9.1% | 15% | 207 | 3 | 10.4 | 0.0 | | | | | | | |
| 142 | FOR-03 | GRACE CHURCH OF THE | 3233 | 520 | 3853 | 401 | 400 | 56.71% | 576 | 8 | 1,495 | 9,958 | 10.9% | 12.4% | 15% | 485 | 5 | 7.4 | -3.0 | | | | | | | |
| 143 | GER-02 | GERMANTOWN PRESBY | 3938 | 493 | 4431 | 932 | 691 | 57.63% | 1188 | 9 | 1,462 | 5,868 | 20.1% | 17.6% | 25% | 985 | 10 | 7.3 | 1.0 | | | | | | | |
| 144 | GER-03 | GERMANTOWN PERFOR | 3068 | 444 | 3510 | 707 | 590 | 52.98% | 878 | 6 | 1,231 | 3,923 | 19.6% | 18.9% | 25% | 767 | 8 | 7.5 | 2.0 | | | | | | | |
| 145 | GER-04 | FARMINGTON ELEM SCH | 4194 | 488 | 4682 | 1108 | 793 | 52.28% | 1171 | 9 | 1,384 | 5,536 | 23.0% | 18.9% | 25% | 1048 | 11 | 7.5 | 2.0 | | | | | | | |
| 146 | GER-05 | RIVEROAKS REFORMED | 4325 | 501 | 4826 | 1146 | 830 | 53.65% | 1207 | 9 | 1,343 | 5,371 | 23.2% | 19.2% | 25% | 1081 | 11 | 7.3 | 2.0 | | | | | | | |
| 147 | GER-06 | GERMANTOWN ELEMEN | 2400 | 533 | 2833 | 470 | 362 | 69.00% | 733 | 6 | 1,473 | 5,802 | 15.4% | 15.9% | 25% | 600 | 5 | 7.2 | 0.0 | | | | | | | |
| 148 | GER-08 | DOGWOOD ELEM SCHOL | 2119 | 180 | 2299 | 543 | 362 | 55.80% | 575 | 5 | 1,666 | 6,264 | 23.2% | 17.1% | 25% | 530 | 6 | 6.2 | 1.0 | | | | | | | |
| 149 | GER-10 | FAITH PRESBYTERIAN CI | 2832 | 320 | 3152 | 640 | 601 | 51.10% | 788 | 5 | 1,142 | 4,569 | 19.3% | 21.2% | 25% | 708 | 8 | 8.1 | 3.0 | | | | | | | |
| 150 | GER-11 | HOUSTON MIDDLE SCH (| 3753 | 463 | 4216 | 744 | 589 | 55.41% | 1054 | 8 | 1,366 | 5,465 | 17.5% | 15.7% | 25% | 938 | 10 | 7.7 | 2.0 | | | | | | | |
| 151 | GER-12 | HOUSTON HIGH SCHOOL | 1148 | 132 | 1280 | 210 | 178 | 53.40% | 320 | 2 | 1,126 | 4,500 | 19.1% | 15.5% | 25% | 287 | 3 | 7.5 | 1.0 | | | | | | | |
| 152 | LAK-01 | FIRST BAPTIST CHURCH | 4904 | 595 | 5499 | 1115 | 687 | 59.06% | 1375 | 11 | 1,440 | 5,761 | 18.8% | 14.0% | 25% | 1228 | 13 | 7.6 | 2.0 | | | | | | | |
| 153 | LAK-02 | ST PAUL UNITED METHO | 2138 | 342 | 2480 | 540 | 382 | 42.38% | 620 | 5 | 1,452 | 5,806 | 20.1% | 17.9% | 25% | 535 | 6 | 8.1 | 1.0 | | | | | | | |
| 154 | LUC-01 | ST ANNE'S EPISCOPAL C | 1268 | 133 | 1401 | 163 | 213 | 55.81% | 350 | 3 | 1,542 | 6,167 | 19.2% | 16.8% | 25% | 317 | 4 | 9.1 | 1.0 | | | | | | | |
| 155 | LUC-03 | LUCY ELEM SCHOOL | 1437 | 229 | 1666 | 145 | 156 | 58.62% | 250 | 4 | 1,728 | 11,525 | 8.1% | 10.9% | 15% | 216 | 3 | 10.0 | -1.0 | | | | | | | |
| 156 | MCC | NORTHAVEN ELEM SCHC | 2117 | 380 | 2497 | 303 | 228 | 60.00% | 375 | 5 | 1,442 | 9,812 | 8.4% | 10.8% | 15% | 318 | 4 | 9.1 | -1.0 | | | | | | | |
| 157 | MIL-01 | BAKER COMMUNITY CEN | 4088 | 524 | 4612 | 576 | 506 | 63.04% | 692 | 9 | 1,405 | 9,967 | 12.3% | 12.4% | 15% | 613 | 7 | 8.2 | -2.0 | | | | | | | |
| 158 | MIL-02 | MILLINGTON CIVIC CENT | 4366 | 769 | 5135 | 550 | 433 | 68.07% | 932 | 10 | 1,390 | 7,723 | 10.7% | 9.9% | 15% | 790 | 8 | 7.3 | -2.0 | | | | | | | |
| 159 | MOR-01 | MT PISGAH M. B. CHURC | 4219 | 929 | 5148 | 371 | 462 | 51.52% | 1287 | 10 | 1,369 | 5,694 | 8.3% | 11.0% | 25% | 1055 | 11 | 7.5 | 1.0 | | | | | | | |
| 160 | MOR-02 | MT PISGAH M.B. CHURCH | 2324 | 312 | 2636 | 286 | 323 | 58.05% | 669 | 6 | 1,366 | 5,468 | 11.2% | 13.9% | 25% | 581 | 6 | 7.4 | 1.0 | | | | | | | |
| 161 | ROS-05 | MEMPHIS PUBLIC LIBRAI | 3416 | 414 | 3830 | 418 | 415 | 58.99% | 575 | 8 | 1,504 | 10,026 | 10.6% | 12.1% | 15% | 512 | 6 | 8.4 | -2.0 | | | | | | | |
| 162 | ROS-13 | NEW LIFE IN CHRIST FEL | 4379 | 888 | 5067 | 491 | 551 | 53.93% | 760 | 10 | 1,421 | 9,473 | 9.0% | 12.6% | 15% | 657 | 7 | 7.7 | -3.0 | | | | | | | |
| 163 | ROS-14 | HIGHLAND OAKS ELEM S | 2924 | 364 | 3288 | 315 | 318 | 62.72% | 493 | 7 | 1,533 | 10,219 | 10.1% | 10.9% | 15% | 439 | 5 | 8.2 | -2.0 | | | | | | | |
| 164 | ROS-15 | EAST WIN CHRISTIAN CH | 2311 | 411 | 2722 | 237 | 310 | 49.35% | 544 | 5 | 1,323 | 6,613 | 10.0% | 13.4% | 20% | 462 | 5 | 7.8 | 0.0 | | | | | | | |
| 166 | ROS-16 | NEW GROWTH IN CHRIS | 4232 | 577 | 4809 | 490 | 500 | 61.12% | 721 | 10 | 1,497 | 9,981 | 10.6% | 11.8% | 15% | 635 | 7 | 7.9 | -3.0 | | | | | | | |
| 166 | STED0 | OAK SPRING BAPTIST CH | 3677 | 312 | 3989 | 661 | 602 | 55.04% | 997 | 8 | 1,444 | 5,776 | 16.8% | 16.4% | 25% | 919 | 10 | 7.8 | 2.0 | | | | | | | |
| Totals | | | | | | | | | | | | | | | | | 471,548 | 83,415 | 554,963 | 68,542 | 57,431 | 102,814 | 1,098 | 87,949 | 7.9 | -129.0 |

Machine Minutes per Voter - Plan



Election Day Voters

